

**COMMONWEALTH OF KENTUCKY TRANSPORTATION CABINET
 FINANCIAL REPORT TO MANAGEMENT AND
 SUPPLEMENTAL INFORMATION SCHEDULES
 FISCAL YEAR END JUNE 30, 2016
 TABLE OF CONTENTS**

<u>Combined Balance Sheet For All Funds</u>	2
<u>General Fund</u>	
Statement of Revenues and Other Receipts	4
Allotment and Expenditures Statement	6
Statement of Revenues, Expenditures, and Changes in Fund Balance	8
<u>Capital Projects Fund</u>	
Statement of Revenues and Other Receipts	9
Allotment and Expenditures Statement	10
Statement of Revenues, Expenditures, and Changes in Fund Balance	18
<u>Road Fund</u>	
Statement of Revenues and Other Receipts	19
Allotment and Expenditures Statement	24
Statement of Revenues, Expenditures, and Changes in Fund Balance	34
<u>Federal Fund</u>	
Statement of Revenues and Other Receipts	35
Allotment and Expenditures Statement	36
Statement of Revenues, Expenditures, and Changes in Fund Balance	40
<u>Agency Fund</u>	
Statement of Revenues and Other Receipts	41
Allotment and Expenditures Statement	44
Statement of Revenues, Expenditures, and Changes in Fund Balance	50
<u>Other Expendable Trust Fund</u>	
Statement of Revenues and Other Receipts	51
Allotment and Expenditures Statement	52
Statement of Revenues, Expenditures, and Changes in Fund Balance	54
<u>Notes to the Financial Statements</u>	55
<u>Supplemental Information Schedules</u>	
Road Fund Revenue Receipts	73
Road Fund Expenditures	81
Historical Available Road Fund Revenues, Expenses, and Payment of Lease Rentals	85
Expenses by Object within Program	86
Expenses by County	110
Continued Appropriations	131
Notes to Supplemental Schedules	136

**COMMONWEALTH OF KENTUCKY TRANSPORTATION CABINET
COMBINED BALANCE SHEET
ALL FUNDS
JUNE 30, 2016**

ASSETS	GENERAL FUND	CAPITAL PROJECTS FUND	ROAD FUND
Cash on Deposit with State Treasurer	125,188	50,326,014	314,902,589
Imprest and Change Funds	-	-	1,000
Receivables	-	187,154	38,952,049
TOTAL ASSETS	125,188	50,513,168	353,855,638
LIABILITIES AND FUND EQUITY			
LIABILITIES:			
Accounts Payable	-	182,316	40,216,200
TOTAL LIABILITIES	-	182,316	40,216,200
FUND EQUITY			
RESERVED FOR:			
Continued Appropriations Including Encumbrances	125,188	-	275,673,546
Capital Outlay	-	50,330,852	-
TOTAL RESERVED FUNDS FOR ENCUMBRANCES	125,188	50,330,852	275,673,546
FUND BALANCE:			
Undesignated Fund Balance	-	-	37,965,892
TOTAL UNRESERVED FUND BALANCE	-	-	37,965,892
TOTAL FUND EQUITY	125,188	50,330,852	313,639,438
TOTAL LIABILITIES AND FUND EQUITY	125,188	50,513,168	353,855,638

FEDERAL FUND	AGENCY FUND	OTHER EXPENDABLE TRUST FUND	TOTAL MEMO ONLY
(49,545,992)	209,098,730	8,003,193	532,909,722
-	200	-	1,200
49,706,953	16,279,883	559,396	105,685,435
<u>160,961</u>	<u>225,378,813</u>	<u>8,562,589</u>	<u>638,596,357</u>
<u>21,651,903</u>	<u>32,153,598</u>	<u>9,121,985</u>	<u>103,326,002</u>
21,651,903	32,153,598	9,121,985	103,326,002
-	193,225,215	-	469,023,949
-	-	-	50,330,852
-	193,225,215	-	519,354,801
<u>(21,490,942)</u>	<u>-</u>	<u>(559,396)</u>	<u>15,915,554</u>
(21,490,942)	-	(559,396)	15,915,554
<u>(21,490,942)</u>	<u>193,225,215</u>	<u>(559,396)</u>	<u>535,270,355</u>
<u>160,961</u>	<u>225,378,813</u>	<u>8,562,589</u>	<u>638,596,357</u>

**COMMONWEALTH OF KENTUCKY TRANSPORTATION CABINET
STATEMENT OF REVENUES AND OTHER RECIEPTS
GENERAL FUND
JULY 1, 2015 TO JUNE 30, 2016**

OPERATING TRANSFERS-IN

2015-16 APPROPRIATIONS TRANSFERRED IN COMMONWEALTH GENERAL FUND	<u>6,228,200</u>
TOTAL REVENUE RECEIPTS	<u><u>6,228,200</u></u>

THIS PAGE INTENTIONALLY LEFT BLANK

**COMMONWEALTH OF KENTUCKY TRANSPORTATION CABINET
ALLOTMENT AND EXPENDITURES STATEMENT
GENERAL FUND
JULY 1, 2015 TO JUNE 30, 2016**

	SOURCE OF ALLOTMENTS		
	PRIOR YEAR ALLOTMENTS	CURRENT YEAR ALLOTMENTS	TOTAL ALLOTMENTS
PUBLIC TRANSPORTATION			
EA51 MULTIMODAL SYS PLANNING	66	424,734	424,800
EA52 MASS TRANSP CONSTRUCTION	197,000	5,303,466	5,500,466
TOTAL PUBLIC TRANSPORTATION	197,066	5,728,200	5,925,266
GENERAL ADMINISTRATION AND SUPPORT			
OFFICE OF SECRETARY			
KA21 SECRETARY'S OFFICE	-	500,000	500,000
	-	500,000	500,000
TOTAL GENERAL FUND EXPENDITURES FY16	197,066	6,228,200	6,425,266

DISPOSITION OF BALANCE					
OUTSTANDING ENCUMBRANCES	EXPENDITURES AND TRANSFERS	BALANCE	FORWARDED	LAPSE	FUNC
-	424,781	19	19	-	EA51
70	5,375,297	125,099	125,169	-	EA52
70	5,800,078	125,118	125,188	-	
-	500,000	-	-	-	KA21
-	500,000	-	-	-	
70	6,300,078	125,118	125,188	-	

**COMMONWEALTH OF KENTUCKY TRANSPORTATION CABINET
STATEMENT OF REVENUES EXPENDITURES, AND CHANGES IN FUND BALANCE
GENERAL FUND
JULY 1, 2015 TO JUNE 30, 2016**

EXPENDITURES:	
PUBLIC TRANSPORTATION	6,300,078
TOTAL EXPENDITURES	<u>6,300,078</u>
OTHER SOURCES (USES) OF FINANCING RESOURCES:	
COMMONWEALTH GENERAL FUND	6,228,200
NET OTHER SOURCES (USES) OF FINANCING RESOURCES	<u>6,228,200</u>
EXCESS OF REVENUE AND OTHER FINANCIAL SOURCES OVER (UNDER) EXPENDITURES	(71,878)
FUND BALANCE, JULY 1, 2015	197,066
FUND BALANCE, JUNE 30, 2016	<u>125,188</u>

**COMMONWEALTH OF KENTUCKY TRANSPORTATION CABINET
STATEMENT OF REVENUES AND OTHER RECEIPTS
CAPITAL PROJECTS FUND
JULY 1, 2015 TO JUNE 30, 2016**

ACTUAL REVENUES

INTEREST & OTHER INVESTMENT INCOME

INTRA-FUND TRANSFER INVESTMENT INCOME	600,000	N879
INTRA-FUND TRANSFER ROAD FUND RESOURCES	3,604,995	N881
PROCEEDS FROM SALE OF BONDS-NEW ISSUE	5,000,000	N991
TOTAL INTEREST & INVESTMENT INCOME	9,204,995	

OTHER REVENUES

LOSS CLAIM PROCEEDS	500,000	R871
TOTAL OTHER REVENUES	500,000	

REVENUE FROM OTHER GOVERNMENTS

FEDERAL HIGHWAY ADMINISTRATION AID	397,611	R613
FEDERAL AID-AERONAUTICS	146,190	R616
TOTAL REVENUE FROM OTHER GOVERNMENTS	543,801	

TOTAL REVENUES	10,248,796	
----------------	------------	--

OPERATING TRANSFERS IN

TRANSPORT FUND RESOURCES		
TRANSFER FROM AGENCY FUND	278,727	N113
TRANSFER FROM ROAD FUND	21,142,774	N111
TOTAL OPERATING TRANSFERS IN	21,421,501	

TOTAL CURRENT YEAR RECEIPTS	31,670,297	
-----------------------------	------------	--

**COMMONWEALTH OF KENTUCKY TRANSPORTATION CABINET
ALLOTMENT AND EXPENDITURES STATEMENT
CAPITAL PROJECTS FUND
JULY 1, 2015 TO JUNE 30, 2016**

EMARS		PRIOR YEAR	CURRENT YEAR	TOTAL
FUND	PROJECT NAME	ALLOTMENTS	ALLOTMENTS	ALLOTMENTS
C02Y	RUNWAY/TAXIWAY/APRON REHAB	6,422,805	-	6,422,805
C0FA	KY STATE PARKS RD MAINT	2,939,071	-	2,939,071
C0FE	BUILDING RENOVATION & EMER REPAIR	999,293	-	999,293
C0FG	REPLACE HVAC FLEMINGSBURG DIS OFF	475,865	-	475,865
C0FJ	CONSTRUCT OR REPAIR SALT STOR STRUC	449,571	-	449,571
C0FP	CONDUCT PAVING AND LANDSCAPING	165,039	-	165,039
C25F	VARIOUS ADA IMPROVEMENTS	1,919,327	-	1,919,327
C25S	TRANSPORTATION OFF BLDG	113,664,408	-	113,664,408
C26A	PRECONSTR/SYP	1,986,053	-	1,986,053
C26E	ROAD MAINTENANCE PARKS	2,986,797	-	2,986,797
C3PJ	LARUE CO MAINT FAC & SALT STOR STRUC	1,340,000	(19,890)	1,320,110
C3PK	SPENCER CO MAINT FAC & SALT STOR STRUC	1,155,000	(19,167)	1,135,833
C3Q1	RENOVATE CCA BUILDING 406	154,222	-	154,222
C44V	REPLACE AUTOMATED VEHICLE INFO SYS (AVIS)	25,000,000	-	25,000,000
C44W	KY HORSE PARK RDS & PEDWAYS - FEI GAMES	9,907,547	-	9,907,547
C44X	ROAD MAINTENANCE PARKS 2008-2010	1,450,619	-	1,450,619
C44Y	REPAIR LOADOMETER & REST AREAS	1,359,618	-	1,359,618
C451	VARIOUS ENVIRONMENTAL COMPLIANCE	998,111	-	998,111
C526	OVERWT/OVER-DIMENSIONAL PERMIT & ROUT SYS	1,100,000	(288,080)	811,920
C567	CAPITAL CITY AIRPORT FENCING	376,024	-	376,024
C569	KY DAM VILLAGE SRP AIRPORT LIGHTING	388,332	(18,565)	369,767
C56A	LAKE BARKLEY SRP AIRPORT LIGHTING	278,714	(15,783)	262,931
C59K	KY DAM VILLAGE SRP AIRPORT	17,342	-	17,342
C59L	LAKE BARKLEY SRP AIRPORT	4,464	-	4,464
C5DC	SECTION OFFICES - SHELBY CO	275,207	-	275,207
C5DX	KENTUCKY HORSE PARK ROADS	479,161	-	479,161
C5EU	DISTRICT 12 GENERATORS	136,308	-	136,308
C5EV	DISTRICT 4 GENERATORS	120,430	-	120,430
C5EW	DISTRICT 5 GENERATORS	156,774	-	156,774
C5P1	AVIATION DEVELOPMENT PROJECTS	10,100,000	-	10,100,000
C5P3	PURCHASE TRANS*PORT UPGRADE	3,000,000	-	3,000,000
C5P4	BUILDING & SITE RENOVATION & REPAIR 2010-2012	1,136,562	-	1,136,562
C5P6	TRANS ENTERPRISE DATA WAREHOUSE	1,500,000	-	1,500,000
C5P8	CONST CRITTENDEN CO MAINT FAC	1,340,000	(1,314,059)	25,941
C5PA	WATER & WASTEWATER 2010- 2012	342,730	-	342,730
C5PB	REPLACE & REPAIR OH DOORS 2010-2012	575,439	-	575,439
C5PC	PURCHASE POINTS UPGRADE	600,000	-	600,000
C5Q2	LAKE BARKLEY SRP AIR RUNWAY ASPHALT CRK REPR	123,962	-	123,962
C5T1	AVIATION BLDG 401 VARIOUS	41,567	-	41,567
C5TE	SECTION OFFICES MCCRACKEN COUNTY	235,677	-	235,677
C5TF	SECTION OFFICES - HENDERSON COUNTY	239,745	-	239,745
C5TG	SECTION OFFICES - WARREN COUNTY	227,653	-	227,653
C5TH	SECTION OFFICES - NELSON COUNTY	215,208	-	215,208
C5TJ	SECTION OFFICES - GRANT COUNTY	240,933	-	240,933
C5TK	SECTION OFFICES - WAYNE COUNTY	186,234	-	186,234
C5TL	SECTION OFFICES - PERRY COUNTY	234,341	-	234,341
C5TM	SECTION OFFICES - CLAY COUNTY	258,223	-	258,223
C5TN	SECTION OFFICES - FLOYD COUNTY	211,654	-	211,654
C5U3	TCOB FIRE SUPPRESSION	120,293	-	120,293
C5V8	HVAC - JACKSON OFFICE	255	-	255
C5V9	HVAC - PADUCAH OFFICE	397,500	(26,682)	370,818
C5VA	HVAC - GEO-TECH OFFICE BLDG	185,740	-	185,740
C5VB	HVAC - COVINGTON OFFICE	3,540	-	3,540
C5VF	SEWER-BULLITT COUNTY WECOME CENTER	25,000	-	25,000
C5WY	ENGINE REPLACEMENT PIPER NAVAJO (N27723)	60,019	-	60,019
C5X9	SCOTT COUNTY REST AREA LIGHTING REPAIRS	60,267	-	60,267

PRIOR YEAR DISBURSEMENTS	CURRENT YEAR DISBURSEMENTS	UNLIQUIDATED ENCUMBRANCES	BALANCE	EMARS FUND
6,413,805	-	-	9,000	C02Y
2,939,072	-	-	(1)	C0FA
998,293	-	-	1,000	C0FE
475,864	-	-	1	C0FG
467,571	-	-	(18,000)	C0FJ
165,038	-	-	1	C0FP
1,919,328	-	-	(1)	C25F
113,664,404	-	-	4	C25S
1,986,052	-	-	1	C26A
2,986,798	-	-	(1)	C26E
1,320,108	-	-	2	C3PJ
1,117,834	-	-	17,999	C3PK
154,223	-	-	(1)	C3Q1
14,444,893	(2,201,345)	529,248	12,227,204	C44V
10,171,305	-	-	(263,758)	C44W
1,450,619	-	-	-	C44X
1,359,619	-	-	(1)	C44Y
951,579	-	-	46,532	C451
811,920	-	-	-	C526
376,025	-	-	(1)	C567
269,767	-	-	100,000	C569
262,931	-	-	-	C56A
17,341	-	-	1	C59K
4,463	-	-	1	C59L
275,208	-	-	(1)	C5DC
479,161	-	-	-	C5DX
136,308	-	-	-	C5EU
120,429	-	-	1	C5EV
156,771	-	-	3	C5EW
9,419,141	69,038	-	611,821	C5P1
738,345	1,162,008	-	1,099,647	C5P3
1,136,563	-	-	(1)	C5P4
1,259,830	227,345	-	12,825	C5P6
7,421	-	18,520	-	C5P8
342,729	-	-	1	C5PA
575,438	-	-	1	C5PB
581,200	18,800	-	-	C5PC
123,962	-	-	-	C5Q2
41,566	-	-	1	C5T1
235,677	-	-	-	C5TE
239,745	-	-	-	C5TF
227,653	-	-	-	C5TG
215,208	-	-	-	C5TH
240,933	-	-	-	C5TJ
186,235	-	-	(1)	C5TK
234,342	-	-	(1)	C5TL
258,222	-	-	1	C5TM
211,653	-	-	1	C5TN
120,293	-	-	-	C5U3
255	-	-	-	C5V8
370,818	-	-	-	C5V9
185,740	-	-	-	C5VA
3,540	-	-	-	C5VB
25,000	-	-	-	C5VF
-	-	-	60,019	C5WY
60,268	-	-	(1)	C5X9

**COMMONWEALTH OF KENTUCKY TRANSPORTATION CABINET
ALLOTMENT AND EXPENDITURES STATEMENT
CAPITAL PROJECTS FUND
JULY 1, 2015 TO JUNE 30, 2016**

EMARS		PRIOR YEAR	CURRENT YEAR	TOTAL
FUND	PROJECT NAME	ALLOTMENTS	ALLOTMENTS	ALLOTMENTS
C5XA	RESTORE HISTORIC ROSEWELL HOUSE (LSIORB)	544,478	-	544,478
C60J	SECTOIN OFFICES - ROUND 2 PHASE A	645,400	-	645,400
C60K	SECTION OFFICES - CALLOWAY COUNTY	232,334	12,175	244,509
C60L	SECTION OFFICES - HOPKINS COUNTY	264,761	-	264,761
C60M	SECTION OFFICES - LOGAN COUNTY	282,451	-	282,451
C60N	SECTION OFFICES - TAYLOR COUNTY	259,622	-	259,622
C60P	SECTION OFFICES - JEFFERSON COUNTY	347,038	-	347,038
C60Q	SECTION OFFICES - KENTON COUNTY	247,531	-	247,531
C60R	SECTION OFFICES - CLARK COUNTY	276,096	-	276,096
C60S	SECTION OFFICES - RUSSELL COUNTY	237,549	-	237,549
C60T	SECTION OFFICES - FLEMING COUNTY	278,545	-	278,545
C60U	SECTION OFFICES - BREATHITT COUNTY	284,470	-	284,470
C60V	SECTION OFFICES - LAUREL COUNTY	241,591	-	241,591
C60W	SECTION OFFICES - JOHNSON COUNTY	231,348	-	231,348
C67D	FLEMINGBURG DIST OFFICE BLDG ASBESTOS	145,000	-	145,000
C69B	ROOF/REPAIR/ REPLACE HANGER 402 & 405 CCA	159,074	-	159,074
C6CF	CONST KNOTT COUNTY MAINT FACILITY & SALT STOR	1,440,000	-	1,440,000
C6CG	CONST HENDERSON COUNTY MAINT FACILITY&SALT STOR	1,440,000	-	1,440,000
C6CH	WATER AND WASTEWATER - 2012-2014	18,099	-	18,099
C6CJ	CONST MENIFEE COUNTY MAINT FACILITY & SALT STOR	1,440,000	-	1,440,000
C6CK	CONST NICHOLAS COUNTY MAINT FACILITY&SALT STOR	1,440,000	-	1,440,000
C6CL	CONST HARRISON COUNTY MAINT FACILITY&SALT STOR	1,440,000	-	1,440,000
C6CM	CONST MUHLENBERG CO MAINT FACILITY & SALT STOR	1,440,000	-	1,440,000
C6CN	CONST BALLARD COUNTY MAINT FACILITY & SALT STOR	1,440,000	-	1,440,000
C6CP	SALT STR. FAC. & ANCILLARY BLDG. MAINT. & REPR - 2012-2014	977,795	-	977,795
C6CQ	REPL OVERHEAD DOORS AND EMERG REPAIRS - 2012-2014	714,284	-	714,284
C6CR	BUILDING/SITE RENOVATIONS & EMERG REPR - 2012-2014	1,892,018	-	1,892,018
C6CT	AIRCRAFT MAJOR MAINTENANCE POOL - 2012-2014	887,820	-	887,820
C6CU	VARIOUS ENVIRONMENTAL COMPLIANCE - 2012-2014	1,099,926	-	1,099,926
C6CV	ROAD MAINTENANCE PARKS - 2012-2014	878,244	-	878,244
C6CW	REPAIR LOADOMETER AND REST AREAS - 2012-2014	988,715	-	988,715
C6CX	LASER CRACK MEASUREMENT SYSTEM	595,500	-	595,500
C6CZ	VIDEO-LOGGING ROADWAY FEATURE SYSTEM	599,500	-	599,500
C6D1	REPLACE KENTUCKY DRIVER LICENSING SYSTEM	950,000	-	950,000
C6HR	CCA RUNWAY SAFETY AREA IMPROVE & TAXIWAY CONST	2,933,000	(936,387)	1,996,613
C6J1	HARLAN CO MAINTENANCE LOT-SEPTIC	99	-	99
C6J2	ESTILL CO MAINTENANCE LOT-SEPTIC	155,172	-	155,172
C6J5	MCCRACKEN CO DISTRICT OFFICE-ROOF INSTALLATION	106,609	-	106,609
C6JU	MCCREARY CO SALT STRUCTURE	161,606	-	161,606
C6JW	CHRISTIAN CO SALT STORAGE STRUCTURE	157,500	-	157,500
C6JZ	LAKE BARKLEY STATE RESORT PARK AIRPORT RUNWAY REPAIR	1,000,000	(29,848)	970,152
C6LG	KENTON CO. DISTRICT OFFICE-LIGHTING	49,397	-	49,397
C6LK	BAER FABRIC PROPERTY DEMOLITION	475,000	(183,497)	291,503
C6LR	KY DAM VILLAGE STATE RESORT PARK AIRPORT AWOS	-	-	-
C6LS	LAKE BARKLEY STATE RESORT PARK AIRPORT AWOS	-	-	-
C6M4	KING AIR AVIONICS	344,510	-	344,510
C6MF	HART COUNTY REST AREA FACILITIES	35,595	-	35,595
C6NN	OLDHAM COUNTY REST AREA FACILITIES	384,100	3,700	387,800
C6NV	SHELBY COUNTY WEIGH STATION	337,500	3,800	341,300
C6PJ	SIMPSON COUNTY WELCOME CENTER-REPAIR	-	-	-
C6Q8	SECTION OFFICES-ROUND 3 PHASE A	550,000	-	550,000
C6Q9	SECTION OFFICES-HENRY COUNTY	237,345	-	237,345

PRIOR YEAR DISBURSEMENTS	CURRENT YEAR DISBURSEMENTS	UNLIQUIDATED ENCUMBRANCES	BALANCE	EMARS FUND
544,478	-	-	-	C5XA
476,373	-	11,638	157,389	C60J
232,335	12,175	-	(1)	C60K
264,760	-	-	1	C60L
282,451	-	-	-	C60M
259,622	-	-	-	C60N
347,039	-	-	(1)	C60P
247,531	-	-	-	C60Q
276,096	-	-	-	C60R
237,548	-	-	1	C60S
278,545	-	-	-	C60T
284,471	-	-	(1)	C60U
241,591	-	3,696	(3,696)	C60V
231,348	-	-	-	C60W
-	-	-	145,000	C67D
159,074	-	-	-	C69B
1,102	-	-	1,438,898	C6CF
204,717	53,916	8,468	1,172,899	C6CG
18,099	-	-	-	C6CH
6,724	626,367	669,786	137,123	C6CJ
379	10,022	-	1,429,599	C6CK
12,448	88,469	1,273,239	65,844	C6CL
139,680	58,009	10,757	1,231,554	C6CM
737	-	-	1,439,263	C6CN
714,674	-	39,500	223,621	C6CP
714,284	-	-	-	C6CQ
1,892,018	-	-	-	C6CR
887,820	-	-	-	C6CT
1,099,927	-	-	(1)	C6CU
878,244	-	-	-	C6CV
988,715	-	-	-	C6CW
595,500	-	-	-	C6CX
599,500	-	-	-	C6CZ
524,923	-	-	425,077	C6D1
1,996,614	-	-	(1)	C6HR
99	-	-	-	C6J1
123,987	-	-	31,185	C6J2
106,608	-	-	1	C6J5
161,605	-	-	1	C6JU
157,500	-	-	-	C6JW
970,151	-	-	1	C6JZ
49,397	-	-	-	C6LG
291,503	-	-	-	C6LK
-	-	-	-	C6LR
-	-	-	-	C6LS
344,510	-	-	-	C6M4
35,596	-	-	(1)	C6MF
375,131	1,950	10,362	357	C6NN
321,279	19,964	-	57	C6NV
-	-	-	-	C6PJ
239,024	87,439	97,537	126,000	C6Q8
237,345	-	15,336	(15,336)	C6Q9

**COMMONWEALTH OF KENTUCKY TRANSPORTATION CABINET
ALLOTMENT AND EXPENDITURES STATEMENT
CAPITAL PROJECTS FUND
JULY 1, 2015 TO JUNE 30, 2016**

EMARS		PRIOR YEAR	CURRENT YEAR	TOTAL
FUND	PROJECT NAME	ALLOTMENTS	ALLOTMENTS	ALLOTMENTS
C6QA	SECTION OFFICES-BOONE COUNTY	331,980	-	331,980
C6QC	SECTION OFFICES-POWELL COUNTY	305,692	-	305,692
C6QD	SECTION OFFICES-BOYLE COUNTY	-	370,000	370,000
C6QE	SECTION OFFICES-LINCOLN COUNTY	311,043	-	311,043
C6QF	SECTION OFFICES-CHRISTIAN COUNTY	123,766	211,234	335,000
C6QG	SECTION OFFICES-ALLEN COUNTY	123,766	176,065	299,831
C6QH	SECTION OFFICES-WHITLEY COUNTY	-	370,000	370,000
C6QJ	SECTION OFFICES-FRANKLIN COUNTY	223,463	-	223,463
C6R0	HARDIN CO. DISTRICT OFFICE-BOILER REPLACEMENT	30,000	-	30,000
C6SX	SECTION OFFICES-OWEN COUNTY	500,000	-	500,000
C6U0	CCA PARTIAL CONCRETE APRON REHAB	1,323,600	(43,018)	1,280,582
C6UC	WHITLEY COUNTY REST AREA	20,000	-	20,000
C6XL	OHIO CO. MAINT LOT TO CITY SEWER	117,500	-	117,500
C6XM	GALLATIN CO. MAINT LOT TO CITY SEWER	117,500	15,000	132,500
C70D	LAKE CUMBERLAND STATE PARK ROAD MAINTENANCE	1,998,612	-	1,998,612
C717	WHITLEY CO WELCOME CTR METAL ROOF REPAIR	36,396	-	36,396
C718	WASHINGTON CO EQUIPMENT SHED CONST.	31,896	-	31,896
C719	TAYLOR CO EQUIPMENT SHED CONST.	31,998	-	31,998
C71A	RUSSELL CO SALT STRUCTURE CONST.	198,773	-	198,773
C71B	OHIO CO MAINT. LOT FENCING REPAIR	39,500	-	39,500
C71C	HARDIN CO SALT STRUCTURE CONST.	237,140	-	237,140
C71D	HARDIN CO EQUIPMENT SHED CONST.	32,642	-	32,642
C71E	GRAYSON CO EQUIPMENT SHED CONST.	31,896	-	31,896
C71F	FRANKLIN CO EQUIPMENT WAREHOUSE REPAIR	20,651	-	20,651
C71G	WHITLEY COUNTY REST AREA PUMP STATION	120,000	-	120,000
C71M	AVIONICS UPGRADE FOR N51608	22,180	-	22,180
C71V	BREATHITT CO. MAINT. GARAGE ENVIRONMENTAL COMP.	15,990	36,100	52,090
C71W	LETCHER CO. MAINT. GARAGE ENVIRONMENTAL COMP.	17,129	-	17,129
C71X	WILKINSON BLVD MAINT. GARAGE ENVIRONMENTAL COMP.	156,053	25,000	181,053
C71Y	BOURBON CO. MAINT. GARAGE ENVIRONMENTAL COMP.	5,901	-	5,901
C77W	AIRCRAFT MAJOR MAINT. POOL - 2014-2016	600,000	600,000	1,200,000
C77X	VARIOUS ENVIRONMENTAL COMPLIANCE - 2014-2016	150,000	659,938	809,938
C77Y	ROAD MAINT. PARKS - 2014-2016	365,000	(319,135)	45,865
C77Z	REPAIR LOADOMETER & REST AREAS - 2014-2016	318,900	226,200	545,100
C780	CONSTRUCT JACKSON (D-10) DISTRICT OFFICE	475,000	92,500	567,500
C782	CONSTRUCT C-1 GARAGE	325,000	5,125,900	5,450,900
C783	MAINTENANCE POOL - 2014-2016	2,325,000	1,238,000	3,563,000
C784	CONSTRUCT MANCHESTER (D-11) DISTRICT OFFICE	875,000	50,000	925,000
C785	WEIGH STATION PREVENTATIVE MAINT.	85,133	(52)	85,081
C788	CLOUD CONCRETE OIL-WATER SEPARATORS	50,000	-	50,000
C78E	PIKEVILLE EQUIPMENT & REPAIR GARAGE	50,000	(37,621)	12,379
C7P1	HVAC ELIZABETHTOWN DISTRICT OFFICE	200,000	-	200,000
C7PM	REPLACE OVERHEAD DOORS & EMER REPAIRS 2014-2016	360,000	360,000	720,000
C7SY	BOONE COUNTY REST AREA BUILDING REPAIRS	55,000	226,600	281,600
C7UH	SIMPSON COUNTY REST AREA	7,000	158,500	165,500
C7UU	ROUGH RIVER PARK ROAD MAINTENANCE	716,000	66,000	782,000
C7UV	JENNY WILEY PARK ROAD	125,000	78,500	203,500
G7WG	TRIMARC BUILDING EXTENSION PROJECT	50,000	905,500	955,500
C7XP	WAVELAND MANSION DRIVEWAY RESTORATION	10,000	-	10,000
C7Z2	NATURAL BRIDGE STATE PARK BRIDGE REPLACEMENT	-	17,000	17,000
C7ZC	WHITLEY COUNTY REST AREA PUMP STATION-CONSTRUCTION	-	928,000	928,000
C7ZD	BIG BONE LICK STATE PARK	-	17,000	17,000

PRIOR YEAR	CURRENT YEAR	UNLIQUIDATED		EMARS
DISBURSEMENTS	DISBURSEMENTS	ENCUMBRANCES	BALANCE	FUND
331,741	-	-	239	C6QA
305,691	-	-	1	C6QC
	151,002	141,958	77,040	C6QD
311,044	-	-	(1)	C6QE
690	317,852	-	16,458	C6QF
637	284,796	-	14,398	C6QG
	300	319,500	50,200	C6QH
223,926	-	-	(463)	C6QJ
19,975	-	-	10,025	C6R0
122,000	-	-	378,000	C6SX
1,280,583	-	-	(1)	C6U0
-	-	-	20,000	C6UC
72,460	-	2,815	42,225	C6XL
12,187	-	35,800	84,513	C6XM
1,733,804	73,978	-	190,830	C70D
36,396	-	-	-	C717
31,896	-	-	-	C718
31,998	-	-	-	C719
-	-	-	198,773	C71A
39,500	-	-	-	C71B
6,701	-	-	230,439	C71C
32,642	-	-	-	C71D
31,896	-	-	-	C71E
-	-	-	20,651	C71F
64,267	47,949	1	7,783	C71G
22,180	-	-	-	C71M
11,182	4,723	36,135	50	C71V
8,565	-	-	8,564	C71W
89,195	58,247	33,519	92	C71X
5,901	-	-	-	C71Y
583,498	612,468	-	4,034	C77W
75,180	734,758	-	-	C77X
45,865	-	-	-	C77Y
246,026	298,375	672	27	C77Z
6,840	318,921	239,714	2,025	C780
106,560	467,306	4,394,548	482,486	C782
1,372,747	2,000,171	99,345	90,737	C783
-	32,616	420,360	472,024	C784
85,081	-	-	-	C785
25,767	6,350	6,350	11,533	C788
12,379	-	-	-	C78E
8,095	89,974	3,842	98,089	C7P1
358,342	359,784	-	1,874	C7PM
11,569	237,937	30,892	1,202	C7SY
3,999	7,371	6,130	148,000	C7UH
95,282	559,485	41,585	85,648	C7UU
-	114,948	71,170	17,382	C7UV
-	397,611	496,244	61,645	G7WG
-	-	-	10,000	C7XP
-	-	-	17,000	C7Z2
-	676,268	-	251,732	C7ZC
-	8,317	-	8,683	C7ZD

**COMMONWEALTH OF KENTUCKY TRANSPORTATION CABINET
ALLOTMENT AND EXPENDITURES STATEMENT
CAPITAL PROJECTS FUND
JULY 1, 2015 TO JUNE 30, 2016**

EMARS		PRIOR YEAR	CURRENT YEAR	TOTAL
FUND	PROJECT NAME	ALLOTMENTS	ALLOTMENTS	ALLOTMENTS
C806	CARTER CAVES STATE PARK	-	789	789
C80M	LETCHER COUNTY SEPTIC SYSTEM REPLACEMENT	-	432,000	432,000
C827	BARREN RIVER STATE PARK	-	7,800	7,800
C82B	CARTER CAVE STATE PARK ROADS - VARIOUS	-	42,862	42,862
C82F	ROWAN COUNTY WEIGH STATION	-	70,000	70,000
C83F	LAUREL COUNTY TRUCK REST HAVEN	-	40,350	40,350
C83Q	HART COUNTY REST AREA	-	50,000	50,000
C848	BOONESBOROUGH STATE PARK PAVEMENT REPAIR	-	10,352	10,352
C849	GREENBO STATE PARK GUARDRAIL REPAIR	-	11,000	11,000
C84A	LEVI JACKSON STATE PARK GUARDRAIL REPAIR	-	41,550	41,550
C84Z	JENNY WILEY UPPER COTTAGES ROAD & DRIVES	-	30,000	30,000
C853	CARTER CAVE STATE PARK RESURFACING	-	91,200	91,200
C854	LAKE BARKLEY STATE PARK ENTRANCE BRIDGE	-	24,000	24,000
C85V	GENERAL BUTLER STATE PARK-SINKHOLE REPAIR	-	48,500	48,500
C861	PINE MOUNTAIN STATE PARK ROAD IMPROVEMENTS	-	177,000	177,000
C862	GREEN RIVER STATE PARK ROAD RESURFACING	-	393,100	393,100
C865	D-10 FACILITY REMEDIATION	-	171,000	171,000
C86N	D-6 FACILITY REMEDIATION	-	50,000	50,000
C8B6	KY DAM VILLAGE MARINA PARKING LOT	-	25,000	25,000
C8B7	D-11 FACILITY REMEDIATION	-	15,000	15,000
C8B8	NATURAL BRIDGE STATE PARK - ASPHALT RESURFACING AND DRAINAGE	-	113,000	113,000
C8B9	BLUE LICK STATE PARK - ASPHALT RESURFACING	-	40,000	40,000
C8BA	D-5 FACILITY REMEDIATION	-	30,000	30,000
C8BE	HARRISON COUNTY MAINTENANCE LOT - WATER LINE EXTENSION	-	170,000	170,000
C8BF	HARDIN COUNTY DISTRICT OFFICE - ROOF INSTALLATION	-	150,000	150,000
C8BH	MCCRACKEN CO. EQUIPMENT GARAGE ROOF INSTALLATION	-	120,000	120,000
CAPITAL PROJECTS FUND EXPENDITURES		243,322,366	11,075,431	254,397,797
NON BUDGETARY TRANSFERS OUT				
TRANSFER OUT TO ROAD FUND				
TRANSFER OUT TO AGENCY FUND				
TRANSFER OUT TO INTRA FD TR RF RESOURCES				
TOTAL NON BUDGETARY TRANSFERS OUT				
TOTAL CAPITAL PROJECTS FUND EXPENDITURES AND TRANSFERS FY16				

PRIOR YEAR DISBURSEMENTS	CURRENT YEAR DISBURSEMENTS	UNLIQUIDATED ENCUMBRANCES	BALANCE	EMARS FUND
-	789		-	C806
-	36,415	302,187	93,398	C80M
-	1,782		6,018	C827
-	42,862		-	C82B
-	19,399	15,936	34,665	C82F
-	5,435	4,975	29,940	C83F
-	10,630	24,130	15,240	C83Q
-	6,665		3,687	C848
-	9,827		1,173	C849
-	-		41,550	C84A
-	29,894		106	C84Z
-	53,761		37,439	C853
-		20,986	3,014	C854
-			48,500	C85V
-			177,000	C861
-			393,100	C862
-			171,000	C865
-			50,000	C86N
-		10,020	14,980	C8B6
-			15,000	C8B7
-			113,000	C8B8
-			40,000	C8B9
-			30,000	C8BA
-			170,000	C8BE
-			150,000	C8BF
-			120,000	C8BH
209,855,895	8,313,123	9,446,901	26,781,878	
	296,448			
	103,218			
	<u>3,604,996</u>			
	4,004,662			
	<u><u>12,317,785</u></u>			

**COMMONWEALTH OF KENTUCKY TRANSPORTATION CABINET
STATEMENT OF REVENUES EXPENDITURES, AND CHANGES IN FUND BALANCE
CAPITAL PROJECTS FUND
JULY 1, 2015 TO JUNE 30, 2016**

REVENUES:	
INTRA-FUND TRANSFER INVEST INCOME	600,000
PROCEEDS FROM SALE OF BONDS-NEW ISSUE	5,000,000
INTRA-FUND TRANSFER ROAD FUND RESOURCES	3,604,995
LOSS CLAIM PROCEEDS	500,000
FEDERAL AID-AERONAUTICS	146,190
FEDERAL HIGHWAY ADMINISTRATION AID	397,611
 TOTAL REVENUES	 <u>10,248,796</u>
EXPENDITURES:	
CAPITAL PROJECTS	8,313,123
 TOTAL EXPENDITURES	 <u>8,313,123</u>
 EXCESS OF REVENUE OVER (UNDER) EXPENDITURES	 1,935,673
OTHER SOURCES AND (USES) OF FINANCIAL RESOURCES	
OPERATING TRANSFERS-IN FROM ROAD FUND	21,142,774
OPERATING TRANSFERS-IN FROM AGENCY REVENUE FUND	278,727
OPERATING TRANSFERS-OUT:	
OPERATING TRANSFERS-OUT TO ROAD FUND	(296,448)
OPERATING TRANSFERS-OUT TO INTRA FD TR RF RESOURCES	(3,604,996)
OPERATING TRANSFERS-OUT TO AGENCY FUND	(103,218)
 TOTAL OTHER SOURCES AND (USES) OF FINANCIAL RESOURCES	 <u>17,416,839</u>
 EXCESS OF REVENUE AND OTHER FINANCIAL SOURCES OVER (UNDER) EXPENDITURES	 19,352,512
 FUND BALANCE, JULY 1, 2015	 30,978,340
 FUND BALANCE, JUNE 30, 2016	 <u><u>50,330,852</u></u>

COMMONWEALTH OF KENTUCKY TRANSPORTATION CABINET
STATEMENT OF REVENUES AND OTHER RECEIPTS
ROAD FUND
JULY 1, 2015 TO JUNE 30, 2016

DESCRIPTION	ESTIMATED	ACTUAL	ACTUAL REVENUE	REVENUE
	REVENUES	REVENUES	OVER (UNDER)	SOURCE
	7-1-15 TO 06-30-16		ESTIMATED	
TAXES				
MOTOR FUELS NORMAL 51.8%	353,583,692	326,840,207	(26,743,485)	R120
MOTOR FUELS NORMAL 22.2%	151,535,868	140,074,374	(11,461,494)	R121
MOTOR FUELS NORMAL 18.3%	124,914,702	115,466,714	(9,447,988)	R122
MOTOR FUELS NORMAL 7.7%	52,559,738	48,584,355	(3,975,383)	R123
MOTOR FUELS NORMAL USE 51.8%	-	(4,477,021)	(4,477,021)	R126-AAA0
MOTOR FUELS NORMAL USE 22.2%	-	(1,918,723)	(1,918,723)	R127-AAB0
MOTOR FUELS NORMAL USE 18.3%	-	(1,581,650)	(1,581,650)	R128-AAC0
MOTOR FUELS NORMAL USE 7.7%	-	(665,503)	(665,503)	R129-AAD0
MOTOR FUELS SURTAX 51.8%	30,746,408	35,000,358	4,253,950	R126-ABA0
MOTOR FUELS SURTAX 22.2%	13,177,032	15,000,153	1,823,121	R127-ABB0
MOTOR FUELS SURTAX 18.3%	10,862,148	12,364,991	1,502,843	R128-ABC0
MOTOR FUELS SURTAX 7.7%	4,570,412	5,202,756	632,344	R129-ABD0
MOTOR FUELS USE TAX DEDICATED	-	(933,385)	(933,385)	R219-AAE0
MOTOR FUELS-GASOLINE	-	44,528,789	44,528,789	R216
MOTOR FUELS-SPECIAL FUELS	-	15,607,306	15,607,306	R217
MOTOR FUELS-LQ PETROLEUM	-	6,649	6,649	R218
MOTOR FUEL TRAN-ST SH 51.8%	-	927	927	R144
MOTOR FUEL TRAN-ST SH 22.2%	-	397	397	R145
MOTOR FUEL TRAN-ST SH 18.3%	-	328	328	R146
MOTOR FUEL TRAN-ST SH 7.7%	-	138	138	R147
SALES AND USE TAX	(100,000)	(472,906)	(372,906)	R130
MOTOR VEHICLE USAGE	427,200,000	425,351,113	(1,848,887)	R131
MOTOR VEHICLE RENTAL USAGE	36,000,000	42,698,212	6,698,212	R132-YY00,01,02,04
TRUCK TRIP PERMITS	950,000	932,681	(17,319)	R133-YY00
USAGE TAX ON BUSES	-	650	650	R134-YY00
SALES AND USE TAX-SOLD TO NONRES	-	16,820,245	16,820,245	R136
U-DRIVE-IT PENALTY AND INTEREST	55,000	56,121	1,121	R137-YY00
COUNTY CLERKS PENALTY	10,000	25,562	15,562	R167
WEIGHT & USE TAX - PENALTY AND INTEREST	1,400,000	1,300,794	(99,206)	R168
WEIGHT DISTANCE TAX	79,900,000	81,375,028	1,475,028	R282-YY00
TOTAL TAXES	1,287,365,000	1,317,189,660	29,824,660	
LICENSE, FEES AND PERMITS				
NON-RECIPROCAL PERMITS	250,000	173,925	(76,075)	R135-YY00
MOTOR VEHICLE OPERATOR'S LICENSE	14,200,000	14,290,703	90,703	R301-YY00
DRIVER'S LICENSE - DRIVER EDUCATION	620,000	676,379	56,379	R302-YY00
DRIVER'S LICENSE - PHOTOGRAPH	1,380,000	1,364,414	(15,586)	R303-YY00
PASSENGER CAR LICENSE	30,400,000	29,878,225	(521,775)	R305-YY00,01
NATIONAL GUARD LICENSE PLATES	3,600	3,415	(185)	R305-YY00,03
PRISONER OF WAR LICENSE PLATES	25	34	9	R305-YY00,04
VOLUNTEER FIREMAN LICENSE PLATES	79,800	80,586	786	R305-YY00,05

COMMONWEALTH OF KENTUCKY TRANSPORTATION CABINET
STATEMENT OF REVENUES AND OTHER RECEIPTS
ROAD FUND
JULY 1, 2015 TO JUNE 30, 2016

DESCRIPTION	ESTIMATED	ACTUAL REVENUE		
	REVENUES 7-1-15 TO 06-30-16	ACTUAL REVENUES	OVER (UNDER) ESTIMATED	REVENUE SOURCE
LICENSE, FEES AND PERMITS				
MOTORCYCLE LICENSE	617,000	604,067	(12,933)	R305-YY00,06
DEALER'S LICENSE	245,000	245,851	851	R305-YY00,07
TRAILER LICENSE	2,000,000	1,935,639	(64,361)	R305-YY00,08
DES LICENSE PLATES	13,000	13,561	561	R305-YY00,09
TEMPORARY TAGS	450,000	469,031	19,031	R305-YY00,10
CIVIL AIR PATROL LICENSE	1,250	1,041	(209)	R305-YY00,11
HISTORIC VEHICLE LICENSE PLATES	350,000	375,726	25,726	R305-YY00,12
ARMY RESERVE LICENSE PLATE	820,000	836,645	16,645	R305-YY00,13
CIVIC EVENT LICENSE PLATES	450	562	112	R305-YY00,14
PURPLE HEART RECIPIENT PLATE	15,000	15,865	865	R305,YY00,15
FRATERNAL ORDER OF POLICE PLATES	90,000	86,095	(3,905)	R305-YY00,16
MASONIC LICENSE PLATES	50,000	53,671	3,671	R305-YY00,17
HORSE COUNCIL LICENSE PLATE	300,000	325,657	25,657	R305-YY00,18
STREET ROD PLATES	2,000	1,636	(364)	R305-YY00,19
AMATEUR RADIO PLATES	8,700	8,757	57	R305-YY00,20
DEALER DEMONSTRATOR TAGS	6,000	5,409	(591)	R305-YY00,21
COLLEGIATE LICENSE PLATES	1,200,000	1,126,353	(73,647)	R305-YY00,22
JUDICIAL LICENSE PLATES	100	169	69	R305-YY00,23
GENERAL ASSEMBLY LICENSE PLATES	1,800	1,881	81	R305-YY00,24
ENVIRONMENTAL LICENSE PLATES	470,000	453,644	(16,356)	R305-YY00,26
CHILD VICTIMS LICENSE PLATES	45,000	46,257	1,257	R305-YY00,27
PERSONALIZED LICENSE PLATES	1,350,000	1,372,773	22,773	R305-YY00,28
KY LAW ENFORCEMENT MEMORIAL LIC PLATES	180,000	192,565	12,565	R305-YY00,29
INDEPENDENT COLLEGE LICENSE PLATES	100,000	92,600	(7,400)	R305-YY00,30
KY DUCKS UNLIMITED LICENSE PLATES	33,000	31,230	(1,770)	R305-YY00,31
SPAY & NEUTER PLATE	161,000	162,605	1,605	R305-YY00,32
SHARE THE ROAD PLATES	125,000	123,541	(1,459)	R305-YY00,33
KY COLONELS PLATES	80,000	78,291	(1,709)	R305-YY00,34
SPORTSMAN PLATES	188,500	189,610	1,110	R305-YY00,35
CHOOSE LIFE PLATES	57,000	57,472	472	R305-YY00,36
BREAST CANCER PLATES	356,000	345,941	(10,059)	R305-YY00,37
ZOO FOUNDATION PLATES	30,000	31,342	1,342	R305-YY00,38
KY DENTAL ASSOCIATION	6,000	5,949	(51)	R305-YY00,40
RYDER CUP	19,000	18,869	(131)	R305-YY00,41
AUTISM AWARENESS PLATE	80,000	84,879	4,879	R305-YY00,42
QUAIL UNLIMITED PLATE	57,000	56,652	(348)	R305-YY00,43
FRIENDS OF COAL	850,000	846,602	(3,398)	R305-YY00,44
KENTUCKY LINEMAN	36,000	37,090	1,090	R305-YY00,46
SILVER STAR	1,800	2,148	348	R305-YY00,49
BRONZE STAR VALOR	325	374	49	R305-YY00,50
KEENLAND ASSOCIATION	33,000	37,266	4,266	R305-YY00,51

COMMONWEALTH OF KENTUCKY TRANSPORTATION CABINET
STATEMENT OF REVENUES AND OTHER RECEIPTS
ROAD FUND
JULY 1, 2015 TO JUNE 30, 2016

DESCRIPTION	ESTIMATED	ACTUAL REVENUE		REVENUE SOURCE
	REVENUES 7-1-15 TO 06-30-16	ACTUAL REVENUES	OVER (UNDER) ESTIMATED	
LICENSE, FEES AND PERMITS				
IN GOD WE TRUST	4,731,650	5,225,599	493,949	R305-YY00,52
TEMPORARY MOTORCYCLE TAGS	7,200	7,692	492	R305-YY00,53
KOSAIR CHARITIES	18,000	19,716	1,716	R305-YY00,54
KENTUCKY LIBRARY ASSOCIATION	23,000	24,875	1,875	R305-YY00,55
CHIROPRACTOR PLATES	2,300	1,922	(378)	R305-YY00,56
I SUPPORT VETERANS	100,000	127,598	27,598	R305-YY00,57
JUVENILE DIABETES	14,000	13,660	(340)	R305-YY00,58
ROCK-IN GOD WE TRUST	14,000	14,950	950	R305-YY00,59
TRUST FOR LIFE	35,000	22,391	(12,609)	R305-YY00,69
SMALLMOUTH BASS	40,000	56,389	16,389	R305-YY00,70
DELTA SIGMA THETA SORORITY	-	22,600	22,600	R305-YY00,71
GOLD STAR SIBLING	-	146	146	R305-YY00,72
NATIONAL WILD TURKEY	-	22,700	22,700	R305-YY00,73
WHAS CRUSADE	-	22,500	22,500	R305-YY00,74
DRIVE AWAY & UTILITY TRAILER PERMITS	12,500	29,595	17,095	R314-YY00
MEDICAL ALERT STICKERS	50	41	(9)	R317-YY00
CDL ISSUANCE FEES	-	50	50	R318,YY00
TRUCK LICENSE STATE SHARE 70%	14,900,000	14,666,647	(233,353)	R321-YY00
TRANSFER MOTOR LICENSE	860,000	857,773	(2,227)	R324-YY00
TRUCK PERMITS	30,000	39,975	9,975	R327-YY00
OVERWEIGHT COAL TRUCK DECAL	425,000	283,942	(141,058)	R328-YY00
BUS LICENSE-EXCEPT CITY & SUBURBAN	37,000	2,413	(34,587)	R333-YY00
BUS CERTIFICATES & PERMITS	2,000	2,650	650	R334-YY00
TAXI LICENSE	30,000	109,398	79,398	R335-YY00
CONTRACT TAXICAB PERMITS	14,500	55,775	41,275	R336-YY00
HIGHWAY SPECIAL PERMITS	7,100,000	7,081,520	(18,480)	R337-YY00
U-DRIVE-IT PERMITS	6,500	68,825	62,325	R338-YY00
U-DRIVE-IT LICENSE	1,600,000	1,889,093	289,093	R339-YY00
PROPORTIONATE TRUCK REGISTRATION	44,500,000	49,446,888	4,946,888	R344-YY00,YY92
JUNK YARD LICENSE	2,000	1,165	(835)	R345-YY00
MOTOR VEHICLE TITLE RECEIPTS	5,130,000	5,717,376	587,376	R349-YY00
OPERATOR'S LIC. REINSTATEMENT FEES	1,300,000	1,221,594	(78,406)	R350-B1-YY00,GA04
INDUSTRIAL HAULING PERMITS	1,000	240	(760)	R367-YY00
MOTOR CARRIER IDENTIFICATION CARDS	5,000,000	24,370	(4,975,630)	R368-YY00
UNIFORM CARRIER REG INDIANA	149,829	1,559,498	1,409,669	R369,TCIN
UNIFORM CARRIER REG KENTUCKY	149,829	320,068	170,239	R369,TCKY
UNIFORM CARRIER REG NORTH DAKOTA	149,829	97,203	(52,626)	R369,TCND
UNIFORM CARRIER REG	149,829	3,587,153	3,437,324	R369, TCUJ
VEHICLE EMISSION TEST REIN FEE	149,829	10	(149,819)	R393-YY00
TOTAL LICENSE, FEES AND PERMITS	144,047,195	149,488,997	5,441,802	

COMMONWEALTH OF KENTUCKY TRANSPORTATION CABINET
STATEMENT OF REVENUES AND OTHER RECEIPTS
ROAD FUND
JULY 1, 2015 TO JUNE 30, 2016

DESCRIPTION	ESTIMATED	ACTUAL REVENUE		REVENUE SOURCE
	REVENUES 7-1-15 TO 06-30-16	ACTUAL REVENUES	OVER (UNDER) ESTIMATED	
CHARGES FOR SERVICES				
MOTOR VEHICLE LICENSE COMPUTER SERVICE	449,550	309,470	(140,080)	R401-YY88&H401
TRANSPORTATION RECEIPTS	160,000	9,485	(150,515)	R401- YY00
KYTC DEALER LICENSE FEES	340,000	20,075	(319,925)	R401-YY00-TC93
PHOTOGRAMMETRY	450	398	(52)	R401-YY00-TCPH
DRIVING HISTORY RECORD FEES	5,910,000	7,887,823	1,977,823	R404-YY00,TCDF
DRIVER HISTORY RECORD DUI	90,000	118,307	28,307	R404-GA05
MISCELLANEOUS RENTALS	275,000	313,315	38,315	R409
TRAFFIC OFFENDERS SCHOOL FEES	475,000	427,255	(47,745)	R411-YY00
HIGHWAY SIGN LOGO RENTAL	710,000	708,460	(1,540)	R412-YY00
TOTAL CHARGES FOR SERVICES	8,410,000	9,794,588	1,384,588	
FINES AND FORFEITS				
COAL ROAD RECOVERY FINES	29,000	30,609	1,609	R702-YY00
TOTAL FINES AND FORFEITS	29,000	30,609	1,609	
INTEREST & OTHER INVESTMENT INCOME				
INTEREST INCOME	1,200,000	2,475,981	1,275,981	R771-YY00,SCHL,HA05
TOTAL INTEREST & OTHER INVESTMENT INCOM	1,200,000	2,475,981	1,275,981	
OTHER REVENUES				
PROCEEDS FROM RECYCLABLE SALES	149,829	654,808	504,979	R810
PROCEEDS FROM ASSET DISPOSITION	2,500,000	1,043,284	(1,456,716)	R821
HIGHWAY MISCELLANEOUS RECEIPTS	149,829	581,180	431,351	R426,R827,R843
PROPERTY DAMAGE AND LOSS CLAIMS	1,300,000	837,611	(462,389)	R873
UNREDEEMED TREAS CHKS	149,829	200,751	50,922	R891, 11NE
REFUND OF PRIOR YEAR EXPENDITURES	149,829	229,712	79,883	R881 YY00,FD52,NX00
TOTAL OTHER ESTIMATED REVENUES	4,399,316	3,547,346	(851,970)	
OTHER GOVERNMENTAL AGENCIES				
GENERAL SERVICES TO OTH ST AGENCIES	149,829	21,626	(128,203)	R436
REVENUE FROM US DEPT OF JUSTICE	149,829	(7,255)	(157,084)	R609
STATE AND OTHER AGENCY AID	149,831	426	(149,405)	R431YY00
TOTAL OTHER GOVERNMENTAL AGENCIES	449,489	14,797	(434,692)	
TOTAL REVENUE RECEIPTS	1,445,900,000	1,482,541,978	36,641,978	
OPERATING TRANSFERS IN				
DUI SERVICE FEE				N114-GA05
TRANSFER FROM CAPITAL PROJECTS FUND		296,448		N10C
TRANSFER FROM DEBT SERVICE FUND		224,012		N103
TRANSFER FROM AGENCY REVENUE FUND		996,800		N113
TOTAL OPERATING TRANSFERS IN		1,517,260		
TOTAL CASH RECEIPTS		1,484,059,238		

THIS PAGE INTENTIONALLY LEFT BLANK

**COMMONWEALTH OF KENTUCKY TRANSPORTATION CABINET
ALLOTMENT AND EXPENDITURES STATEMENT
ROAD FUND
JULY 1, 2015 TO JUNE 30, 2016**

	SOURCE OF ALLOTMENTS		
	PRIOR YEAR ALLOTMENTS	CURRENT YEAR ALLOTMENTS	TOTAL ALLOTMENTS
FINANCE AND ADMINISTRATION CABINET			
OFFICE OF ADMINISTRATION SERV			
DPSX FINANCE POSTAL SERVICES	-	429,000	429,000
TOTAL OFFICE OF ADMIN SERV	-	429,000	429,000
OFFICE OF SECRETARY			
BA00 FINANCE-DEBT SERVICE	-	320,900	320,900
TOTAL OFFICE OF SECRETARY	-	320,900	320,900
DEPARTMENT OF REVENUE			
RSLX MISCELLANEOUS TAXES	-	2,525,000	2,525,000
RPVX DIVISION OF STATE VALUATION	-	445,600	445,600
TOTAL DEPARTMENT OF REVENUE	-	2,970,600	2,970,600
TOTAL FINANCE AND ADMIN CABINET	-	3,720,500	3,720,500
JUSTICE AND PUBLIC SAFETY CABINET			
DEPT OF STATE POLICE			
DD11 STATE POLICE OPERATIONS	-	83,997,600	83,997,600
TOTAL STATE POLICE OPERATIONS	-	83,997,600	83,997,600
KENTUCKY VEHICLE ENFORCEMENT			
VE00 VEHICLE ENFORCEMENT	-	12,848,200	12,848,200
VMCS MOTOR CARRIER SAFETY ASST PROG	-	-	-
TOTAL KENTUCKY VEHICLE ENFORCEMENT	-	12,848,200	12,848,200
TOTAL JUSTICE AND PUBLIC SAFETY CABINET	-	96,845,800	96,845,800
OFFICE OF STATE TREASURY			
TREASURY-GENERAL ADMINISTRATIVE			
DA00 TREASURY GENERAL ADMINISTRATIVE	-	250,000	250,000
TOTAL TREASURY GENERAL ADMINISTRATIVE	-	250,000	250,000
TOTAL OFFICE OF STATE TREASURY	-	250,000	250,000
GOVENOR'S OFFICE OF HOMELAND SECURITY			
HS00 HOMELAND SECURITY	-	262,500	262,500
TOTAL HOMELAND SECURITY	-	262,500	262,500
TOTAL GOVENOR'S OFF OF HOMELAND SECURITY	-	262,500	262,500
KENTUCKY ARTISAN CENTER AT BEREA			
AC00 ARTISAN CENTER	-	410,500	410,500
TOTAL KY ARTISAN CENTER	-	410,500	410,500
TOTAL OTHER AGENCIES	-	101,489,300	101,489,300

OUTSTANDING ENCUMBRANCES	DISPOSITION OF BALANCE		FORWARDED	LAPSE	FUNC
	EXPENDITURES AND TRANSFERS	BALANCE			
-	429,000	-	-	-	DPSX
-	429,000	-	-	-	-
-	320,900	-	-	-	BA00
-	320,900	-	-	-	-
-	2,525,000	-	-	-	RSLX
-	445,600	-	-	-	RPVX
-	2,970,600	-	-	-	-
-	3,720,500	-	-	-	-
-	83,997,600	-	-	-	DD11
-	83,997,600	-	-	-	-
-	10,854,597	1,993,603	-	1,993,603	VE00
-	1,993,603	(1,993,603)	-	(1,993,603)	VMCS
-	12,848,200	-	-	-	-
-	96,845,800	-	-	-	-
-	249,943	57	-	57	DA00
-	249,943	57	-	57	-
-	249,943	57	-	57	-
-	262,500	-	-	-	HS00
-	262,500	-	-	-	-
-	262,500	-	-	-	-
-	410,500	-	-	-	AC00
-	410,500	-	-	-	-
-	101,489,243	57	-	57	-

**COMMONWEALTH OF KENTUCKY TRANSPORTATION CABINET
ALLOTMENT AND EXPENDITURES STATEMENT
ROAD FUND
JULY 1, 2015 TO JUNE 30, 2016**

	SOURCE OF ALLOTMENTS		
	PRIOR YEAR ALLOTMENTS	CURRENT YEAR ALLOTMENTS	TOTAL ALLOTMENTS
TRANSPORTATION CABINET			
AIR TRANSPORTATION			
AVIATION			
BC53 AVIATION ECONOMIC DEVEL	133,947	(133,947)	-
BC54 FEDERAL PROJECT MATCH	9,326	(9,326)	-
BC61 AVIATION CONTINGENCY	13,937	(13,927)	10
BE53 AVIATION ADMINISTRATION	-	1,898,800	1,898,800
TOTAL AVIATION	157,210	1,741,600	1,898,810
CAPITAL CITY AIRPORT			
BD01 CAPITAL CITY AIRPORT	-	885,700	885,700
TOTAL CAPITAL CITY AIRPORT	-	885,700	885,700
TOTAL AIR TRANSPORTATION	157,210	2,627,300	2,784,510
REVENUE SHARING			
COUNTY ROAD AID			
CA01 COUNTY ROAD AID	177,280	1,912,629	2,089,909
CA02 COUNTY ROAD AID-COOP	-	123,558,491	123,558,491
CA03 COUNTY ROAD AID-COOP EMER	3,686,382	3,821,397	7,507,779
CA08 COUNTY ROAD AID-COOP UNDISTRIBUTED	17,228,486	(3,080,462)	14,148,024
TOTAL COUNTY ROAD AID	21,092,148	126,212,055	147,304,203
RURAL SECONDARY			
CB01 RS EMERGENCY RESERVE	24,692,463	8,804,228	33,496,691
CB02 RS JOINT LOCAL PROJECTS	-	-	-
CB04 RS MAINTENANCE	-	55,480,400	55,480,400
CB05 RS UNDISTRIBUTED	14,568,003	6,372,145	20,940,148
CB06 RS CONSTRUCTION	45,350,366	78,413,731	123,764,097
CB07 RS ADMINISTRATION	519,936	4,039,300	4,559,236
TOTAL RURAL SECONDARY	85,130,768	153,109,804	238,240,572
MUNICIPAL AID			
CC01 MUNICIPAL AID	6,080,092	34,102,254	40,182,346
CC02 MUNICIPAL AID COOP	269,093	12,472,478	12,741,571
CC03 MUNICIPAL AID COOP EMER	487,876	382,302	870,178
CC08 MUNICIPAL AID- COOP UNDISTRIBUTED	740,567	6,148,574	6,889,141
TOTAL MUNICIPAL AID	7,577,628	53,105,608	60,683,236
ENERGY RECOVERY			
CD01 ENERGY RECOVERY	1,100,424	314,550	1,414,974
TOTAL ENERGY RECOVERY	1,100,424	314,550	1,414,974
TOTAL ENERGY RECOVERY	1,100,424	314,550	1,414,974

DISPOSITION OF BALANCE					
OUTSTANDING ENCUMBRANCES	EXPENDITURES AND TRANSFERS	BALANCE	FORWARDED	LAPSE	FUNC
-	-	-	-	-	- BC53
-	-	-	-	-	- BC54
-	-	10	10	-	- BC61
-	1,817,886	80,914	-	80,914	BE53
-	1,817,886	80,924	10	80,914	
-	842,523	43,177	-	43,177	BD01
-	842,523	43,177	-	43,177	
-	2,660,409	124,101	10	124,091	
-	1,344,950	744,959	744,959	-	- CA01
-	123,558,491	-	-	-	- CA02
-	5,649,911	1,857,868	1,857,868	-	- CA03
-	-	14,148,024	14,148,024	-	- CA08
-	130,553,352	16,750,851	16,750,851	-	
1,823,816	10,153,314	21,519,561	23,343,377	-	- CB01
-	-	-	-	-	- CB02
-	55,480,400	-	-	-	- CB04
-	-	20,940,148	20,940,148	-	- CB05
11,063,483	74,107,466	38,593,148	49,656,631	-	- CB06
-	4,001,468	557,768	557,768	-	- CB07
12,887,299	143,742,648	81,610,625	94,497,924	-	
-	40,436,177	(253,831)	(253,831)	-	- CC01
-	12,524,433	217,138	217,138	-	- CC02
-	671,681	198,497	198,497	-	- CC03
-	-	6,889,141	6,889,141	-	- CC08
-	53,632,291	7,050,945	7,050,945	-	
29,738	568,015	817,221	846,959	-	- CD01
29,738	568,015	817,221	846,959	-	
29,738	568,015	817,221	846,959	-	

COMMONWEALTH OF KENTUCKY TRANSPORTATION CABINET
ALLOTMENT AND EXPENDITURES STATEMENT
ROAD FUND
JULY 1, 2015 TO JUNE 30, 2016

	SOURCE OF ALLOTMENTS		
	PRIOR YEAR ALLOTMENTS	CURRENT YEAR ALLOTMENTS	TOTAL ALLOTMENTS
COMMISSIONERS OFFICE			
CF01 COMMISSIONERS OFFICE	-	386,495	386,495
CF02 SPECIAL PROGRAMS	-	421,005	421,005
TOTAL COMMISSIONER'S OFFICE	-	807,500	807,500
TOTAL REVENUE SHARING	114,900,968	333,549,517	448,450,485
HIGHWAYS			
RESEARCH			
FA01 RESEARCH	1,144,000	1,144,000	2,288,000
FA02 TRANSPORTATION CENTER	-	290,000	290,000
TOTAL RESEARCH	1,144,000	1,434,000	2,578,000
CONSTRUCTION			
FD04 CONSTRUCTION	49,462,661	190,839,379	240,302,040
FD05 STATEWIDE RESURFACING	32,252,372	97,000,000	129,252,372
FD07 INDUSTRIAL ACCESS	10,339,831	-	10,339,831
FD11 CONTINGENCY	24,000,000	1,300,000	25,300,000
FD12 SHORT LINE RR ASST FUND	4,831,843	-	4,831,843
FD39 SECRETARY'S EMERG/DISCRET FUND	25,890,438	29,700,000	55,590,438
FD51 FHWA - SPECIAL PROJECTS	783,741	141,400	925,141
FD52 FEDERAL AID PROJECTS	193,453,708	11,694,000	205,147,708
FD54 LOUISVILLE BRIDGE PROJECT	(11,293,297)	-	(11,293,297)
FDZZ INCIDENTAL JUDGEMENTS	(200,000)	200,000	-
TOTAL CONSTRUCTION	329,521,297	330,874,779	660,396,076
MAINTENANCE			
FE01 MAINTENANCE	(13,649,100)	304,811,323	291,162,223
FE02 BRIDGE MAINTENANCE	10,868,375	24,294,900	35,163,275
FE03 MAINTENANCE REVOLVING	(1,759,677)	1,759,677	-
FE04 TRAFFIC	2,866,764	31,454,400	34,321,164
FE06 MAINTENANCE CAPITAL IMPROV.	768,253	768,600	1,536,853
FE07 REST AREA MAINTENANCE	905,635	8,284,800	9,190,435
TOTAL MAINTENANCE	250	371,373,700	371,373,950
ENGINEERING ADMINISTRATION			
FG01 CONSTRUCTION	-	1,854,500	1,854,500
FG02 MATERIALS	-	3,612,400	3,612,400
FG03 BRIDGES	-	873,500	873,500
FG04 DESIGN	-	3,427,900	3,427,900
FG07 ENVIRONMENTAL ANALYSIS	-	1,025,800	1,025,800
FG08 RIGHT OF WAY	-	1,054,700	1,054,700
FG09 PROGRAM MANAGEMENT	-	1,313,500	1,313,500
FG11 PLANNING	-	554,600	554,600
FG14 PROFESSIONAL SERVICES	-	780,700	780,700
TOTAL ENGINEERING ADMINISTRATION	-	14,497,600	14,497,600

DISPOSITION OF BALANCE					
OUTSTANDING ENCUMBRANCES	EXPENDITURES AND TRANSFERS	BALANCE	FORWARDED	LAPSE	FUNC
-	195,474	191,021	-	191,021	CF01
-	290,302	130,703	-	130,703	CF02
-	485,776	321,724	-	321,724	
12,917,037	328,982,082	106,551,366	119,146,679	321,724	
-	260,374	2,027,626	2,027,626	-	FA01
-	290,000	-	-	-	FA02
-	550,374	2,027,626	2,027,626	-	
421,645,996	357,862,653	(539,206,609)	(117,560,613)	-	FD04
10,839,064	82,520,604	35,892,704	46,731,768	-	FD05
2,328,837	4,947,536	3,063,458	5,392,295	-	FD07
-	-	25,300,000	25,300,000	-	FD11
2,988,218	1,878,920	(35,295)	2,952,923	-	FD12
19,158,498	36,525,152	(93,212)	19,065,286	-	FD39
159,070	2,202,288	(1,436,217)	(1,277,147)	-	FD51
11,520,642	19,310,157	174,316,909	185,837,551	-	FD52
64,094	464,602	(11,821,993)	(11,757,899)	-	FD54
-	185,000	(185,000)	(185,000)	-	FDZZ
468,704,419	505,896,912	(314,205,255)	154,499,164	-	
28,491,599	307,094,518	(44,423,894)	(15,932,295)	-	FE01
7,812,202	21,488,789	5,862,284	13,674,486	-	FE02
-	154,861	(154,861)	(154,861)	-	FE03
320,728	32,477,125	1,523,311	1,844,039	-	FE04
67,671	497,675	971,507	1,039,178	-	FE06
8,500	9,660,915	(478,980)	(470,480)	-	FE07
36,700,700	371,373,883	(36,700,633)	67	-	
11,756	1,806,622	36,122	-	47,878	FG01
-	3,703,768	(91,368)	-	(91,368)	FG02
-	808,275	65,225	-	65,225	FG03
-	3,097,278	330,622	-	330,622	FG04
27,948	818,355	179,497	-	207,445	FG07
17,808	777,229	259,663	-	277,471	FG08
-	1,549,332	(235,832)	-	(235,832)	FG09
-	639,948	(85,348)	-	(85,348)	FG11
-	729,248	51,452	-	51,452	FG14
57,512	13,930,055	510,033	-	567,545	

**COMMONWEALTH OF KENTUCKY TRANSPORTATION CABINET
ALLOTMENT AND EXPENDITURES STATEMENT
ROAD FUND
JULY 1, 2015 TO JUNE 30, 2016**

	SOURCE OF ALLOTMENTS		
	PRIOR YEAR ALLOTMENTS	CURRENT YEAR ALLOTMENTS	TOTAL ALLOTMENTS
PLANNING			
FH01 DISTRICT OVERHEAD PLANNING	-	138,400	138,400
FH02 HIGHWAYS PLANNING	-	1,407,000	1,407,000
FH03 METROPOLITAN PLANNING	-	176,600	176,600
FH06 AREA DEVELOP DIST FINANCIAL ASST	-	1,010,300	1,010,300
TOTAL PLANNING	-	2,732,300	2,732,300
OPERATIONS			
FJ01 HIGHWAY DISTRICT OPERATIONS	-	23,463,200	23,463,200
FJ02 ADMINISTRATION EARNINGS-RS	-	(2,874,000)	(2,874,000)
FJ04 OFFICE OF THE COMMISSIONER	-	337,000	337,000
FJ05 CONTRACT PROCUREMENT	-	2,272,800	2,272,800
FJ06 STATE HIGHWAY ENGINEER	-	7,575,400	7,575,400
TOTAL OPERATIONS	-	30,774,400	30,774,400
OFFICE OF HWY SAFETY			
FL01 SAFETY OFFICE	-	241,400	241,400
FL02 INCIDENT MANAGEMENT	-	4,100,800	4,100,800
FL03 HWY SAFETY PROGRAMS	-	708,700	708,700
TOTAL HWY SAFETY	-	5,050,900	5,050,900
TOTAL HIGHWAYS	330,665,547	756,737,679	1,087,403,226
VEHICLE REGULATION			
GA01 OFFICE OF THE COMMISSIONER	-	1,370,000	1,370,000
GA02 DRIVERS LICENSES	-	6,106,962	6,106,962
GA03 MOTOR CARRIERS	-	3,817,137	3,817,137
GA04 MOTOR VEHICLE LICENSES	-	6,348,527	6,348,527
GA05 DRIVER HISTORY RECORD DUI	-	36,000	36,000
GA06 CUSTOMER SERVICE	-	1,011,992	1,011,992
GA07 DRIVERS EDUCATION	-	919,940	919,940
GA08 PHOTO LICENSES	-	4,058,900	4,058,900
GA09 TRAFFIC OFFENDERS SCHOOL	-	863,800	863,800
GA10 VEHICLE TITLING	-	2,449,642	2,449,642
GA25 REFLECOTRIZED LICENSE PLATE	-	668,400	668,400
GA28 COUNTY CLERK IT IMPROVEMENT	-	-	-
TOTAL VEHICLE REGULATION	-	27,651,300	27,651,300
TOTAL VEHICLE REGULATION	-	27,651,300	27,651,300
TOTAL VEHICLE REGULATION	-	27,651,300	27,651,300
DEBT SERVICE			
HA05 ED - LEASE RENTAL	-	170,387,700	170,387,700
TOTAL DEBT SERVICE	-	170,387,700	170,387,700
TOTAL DEBT SERVICE	-	170,387,700	170,387,700

DISPOSITION OF BALANCE					
OUTSTANDING ENCUMBRANCES	EXPENDITURES AND TRANSFERS	BALANCE	FORWARDED	LAPSE	FUNC
-	157,261	(18,861)	-	(18,861)	FH01
-	8,898	1,398,102	-	1,398,102	FH02
56,192	142,966	(22,558)	-	33,634	FH03
993,673	810,692	(794,065)	-	199,608	FH06
1,049,865	1,119,817	562,618	-	1,612,483	
148,809	24,422,940	(1,108,549)	-	(959,740)	FJ01
-	(2,058,400)	(815,600)	-	(815,600)	FJ02
-	106,420	230,580	-	230,580	FJ04
-	2,011,649	261,151	-	261,151	FJ05
30,000	5,827,142	1,718,258	-	1,748,258	FJ06
178,809	30,309,751	285,840	-	464,649	
-	230,086	11,314	-	11,314	FL01
-	4,056,664	44,136	-	44,136	FL02
-	348,627	360,073	-	360,073	FL03
-	4,635,377	415,523	-	415,523	
506,691,305	927,816,169	(347,104,248)	156,526,857	3,060,200	
-	1,138,426	231,574	-	231,574	GA01
3,258	4,370,266	1,733,438	-	1,736,696	GA02
-	3,827,227	(10,090)	-	(10,090)	GA03
-	6,142,577	205,950	-	205,950	GA04
-	10,443	25,557	-	25,557	GA05
-	1,147,851	(135,859)	-	(135,859)	GA06
363	627,658	291,919	-	292,282	GA07
-	3,914,506	144,394	-	144,394	GA08
24,887	450,381	388,532	-	413,419	GA09
-	3,674,085	(1,224,443)	-	(1,224,443)	GA10
-	668,400	-	-	-	GA25
-	-	-	-	-	GA28
28,508	25,971,820	1,650,972	-	1,679,480	
28,508	25,971,820	1,650,972	-	1,679,480	
28,508	25,971,820	1,650,972	-	1,679,480	
-	150,045,550	20,342,150	-	20,342,150	HA05
-	150,045,550	20,342,150	-	20,342,150	
-	150,045,550	20,342,150	-	20,342,150	

**COMMONWEALTH OF KENTUCKY TRANSPORTATION CABINET
ALLOTMENT AND EXPENDITURES STATEMENT
ROAD FUND
JULY 1, 2015 TO JUNE 30, 2016**

	SOURCE OF ALLOTMENTS		
	PRIOR YEAR ALLOTMENTS	CURRENT YEAR ALLOTMENTS	TOTAL ALLOTMENTS
GENERAL ADMINISTRATION AND SUPPORT			
OFFICE OF SECRETARY			
KA01 GENERAL COUNSEL	-	4,307,600	4,307,600
KA02 BOARD OF CLAIMS	-	1,010,600	1,010,600
KA03 WORKER'S COMP	-	444,000	444,000
KA10 OFFICE OF MINORITY AFFAIRS	-	824,800	824,800
KA21 SECRETARY'S OFFICE	-	972,400	972,400
KA22 PUBLIC RELATIONS	-	657,300	657,300
KA23 POLICY & FISCAL MANAGEMENT	-	956,900	956,900
KA24 ADMINISTRATIVE SUPPORT EARNINGS	-	(1,080,100)	(1,080,100)
KA35 TRANSPORTATION ACCOUNTABILITY	-	664,400	664,400
KA40 DIVISION OF ACCOUNTS	-	1,875,200	1,875,200
KA43 DIVISION OF WORKER COMPENS	-	-	-
KA46 OFFICE OF PERSONNEL MANAGEMENT	-	806,800	806,800
KA47 SUPPORT SERVICES	-	225,200	225,200
KA48 FACILITY MANAGEMENT	-	17,962,600	17,962,600
KA49 GRAPHIC DESIGN AND PRINTING	-	1,816,000	1,816,000
KA50 DIVISION OF PURCHASES	-	581,300	581,300
KA51 INFORMATION TECHNOLOGY	-	10,484,600	10,484,600
KA52 TECHNOLOGY INFRASTRUCTURE	-	19,694,000	19,694,000
KA57 PERSONNEL ADMIN	-	1,268,200	1,268,200
KA58 EMPLOYEE MANAGEMENT	-	1,076,000	1,076,000
KA59 PROFESSIONAL DEVEL & ORG	-	1,479,700	1,479,700
KA60 AUDITS	-	996,800	996,800
KA61 ROAD FUND AUDITS	-	2,196,200	2,196,200
KA62 AUDIT SERVICES	-	1,467,600	1,467,600
KA63 KPTIA ADMIN EXPENSES	-	350,100	350,100
TOTAL OFFICE OF SECRETARY	-	71,038,200	71,038,200
TOTAL GENERAL ADMIN AND SUPPORT	-	71,038,200	71,038,200
TRANSFERS TO CAPITAL CONSTRUCTION			
ND00 TRANSFERS TO CAP CONSTRUCTION	2,983,000	16,705,000	19,688,000
TOTAL TRANSFERS TO CAP CONSTRUCTION	2,983,000	16,705,000	19,688,000
TOTAL TRANSPORTATION CABINET	448,706,725	1,378,696,696	1,827,403,421
TOTAL ALL CABINETS	448,706,725	1,480,185,996	1,928,892,721
NON-BUDGETARY			
NE00 / AN05 UNREDEEMED CHECKS			
TOTAL RECEIPTS TO SURPLUS			
TOTAL NON-BUDGETARY			
TOTAL ROAD FUND EXPENDITURES AND TRANSFERS FY16			

DISPOSITION OF BALANCE					
OUTSTANDING ENCUMBRANCES	EXPENDITURES AND TRANSFERS	BALANCE	FORWARDED	LAPSE	FUNC
52,067	3,989,188	266,345	-	318,412	KA01
-	825,262	185,338	-	185,338	KA02
-	333,683	110,317	-	110,317	KA03
-	769,891	54,909	-	54,909	KA10
-	1,090,043	(117,643)	-	(117,643)	KA21
-	579,094	78,206	-	78,206	KA22
-	915,438	41,462	-	41,462	KA23
-	(1,063,862)	(16,238)	-	(16,238)	KA24
-	588,908	75,492	-	75,492	KA35
-	1,827,867	47,333	-	47,333	KA40
-	-	-	-	-	KA43
-	658,120	148,680	-	148,680	KA46
-	217,920	7,280	-	7,280	KA47
182,869	16,934,095	845,636	-	1,028,505	KA48
1,178	2,050,604	(235,782)	-	(234,604)	KA49
-	562,344	18,956	-	18,956	KA50
112,527	12,083,955	(1,711,882)	-	(1,599,355)	KA51
-	17,141,324	2,552,676	-	2,552,676	KA52
-	1,309,978	(41,778)	-	(41,778)	KA57
246,189	901,969	(72,158)	-	174,031	KA58
22,678	1,521,554	(64,532)	-	(41,854)	KA59
-	851,254	145,546	-	145,546	KA60
4,684	2,269,033	(77,517)	-	(72,833)	KA61
-	1,501,456	(33,856)	-	(33,856)	KA62
176,234	804,803	(630,937)	-	(454,703)	KA63
798,426	68,663,921	1,575,853	-	2,374,279	
798,426	68,663,921	1,575,853	-	2,374,279	
-	19,688,000	-	-	-	ND00
-	19,688,000	-	-	-	
520,435,276	1,523,827,951	(216,859,806)	275,673,546	27,901,924	
<u>520,435,276</u>	<u>1,625,317,194</u>	<u>(216,859,749)</u>	<u>275,673,546</u>	<u>27,901,981</u>	
	148,557	(148,557)	-	(148,557)	NE00
	148,557	(148,557)	-	(148,557)	
	148,557	(148,557)	-	(148,557)	
	<u>1,625,465,751</u>	<u>(217,008,306)</u>	<u>275,673,546</u>	<u>27,753,424</u>	

**COMMONWEALTH OF KENTUCKY TRANSPORTATION CABINET
STATEMENT OF REVENUES, EXPENDITURES, AND CHANGES IN FUND BALANCE
ROAD FUND
JULY 1, 2015 TO JUNE 30, 2016**

REVENUES:	
TAXES	1,317,189,660
LICENSE, FEES AND PERMITS	149,488,997
CHARGES FOR SERVICES	9,794,588
FINES AND FORFEITURES	30,609
INTEREST AND OTHER INVESTMENT INCOME	2,475,981
OTHER REVENUES	3,547,346
OTHER GOVERNMENTAL AGENCIES	14,797
 TOTAL REVENUES	 <u>1,482,541,978</u>
EXPENDITURES:	
FINANCE AND ADMINISTRATION CABINET	3,720,500
JUSTICE CABINET	96,845,800
STATE TREASURY OFFICE	249,943
GOVERNOR OFFICE HLS	262,500
KENTUCKY ARTISAN CENTER AT BEREA	410,500
AIR TRANSPORTATION	2,660,409
REVENUE SHARING	328,982,082
HIGHWAYS	927,816,169
VEHICLE REGULATION	25,971,820
DEBT SERVICE	150,045,550
GENERAL ADMINISTRATION AND SUPPORT	68,663,920
TRANSFERS TO CAPITAL CONSTRUCTION	19,688,000
UNREDEEMED CHECKS	148,557
 TOTAL EXPENDITURES	 <u>1,625,465,750</u>
 EXCESS OF REVENUES OVER (UNDER) EXPENDITURES	 (142,923,772)
 OPERATING TRANSFERS-IN	
OPERATING TRANSFERS-IN FROM CAPITAL PROJECTS	296,448
OPERATING TRANSFERS-IN FROM SPECIAL DEP. TRUST FUND	224,012
OPERATING TRANSFERS-IN FROM AGENCY REVENUE FUND	996,800
 NET OTHER SOURCES (USES) OF FINANCIAL RESOURCES	 <u>1,517,260</u>
 EXCESS OF REVENUE AND OTHER FINANCIAL SOURCES OVER (UNDER) EXPENDITURES	 (141,406,512)
 FUND BALANCE, JULY 1, 2015	 455,045,950
 FUND BALANCE, JUNE 30, 2016	 <u>313,639,438</u>

**COMMONWEALTH OF KENTUCKY TRANSPORTATION CABINET
STATEMENT OF REVENUES AND OTHER RECEIPTS
FEDERAL FUND
JULY 1, 2015 TO JUNE 30, 2016**

	ACTUAL REVENUES	REVENUE SOURCE
AIR DEVELOPMENT PROGRAM	313,736	R616,R618
TOTAL AVIATION	<u>313,736</u>	
PUBLIC TRANSPORTATION DEV PROG	24,042,475	R615
TOTAL PUBL TRANS DEV PROG	<u>24,042,475</u>	
FEDERAL HIGHWAY ADMINISTRATION AID	751,903,155	R613
FEDERAL HIGHWAY ADMINISTRATION AID - ARRA	76,695	R613
TOTAL FED HWY ADMIN AID	<u>751,979,850</u>	
FEDERAL AID HIGHWAY SAFETY	10	R614
FEDERAL AID HIGHWAY SAFETY	3,275,229	R614
FEDERAL AID HIGHWAY SAFETY - NHTSA	5,663,176	R614
TOTAL FED AID HWY SAFETY	<u>8,938,415</u>	
REVENUE FROM OTHER FEDERAL AGENCIES	-	R640
TOTAL OTHER FEDERAL AGENCIES	<u>-</u>	
TOTAL CASH RECEIPTS	<u><u>785,274,476</u></u>	

**COMMONWEALTH OF KENTUCKY TRANSPORTATION CABINET
ALLOTMENT AND EXPENDITURES STATEMENT
FEDERAL FUND
JULY 1, 2015 TO JUNE 30, 2016**

	SOURCE OF ALLOTMENTS		
	PRIOR YEAR ALLOTMENTS	CURRENT YEAR ALLOTMENTS	TOTAL ALLOTMENTS
AIR TRANSPORTATION			
AIR DEVELOPMENT			
BC02 AIRPORT INSPECTION	32,747	13,200	45,947
BC62 GENERAL AVIATION FEDERAL GRANTS	192,508	1,598,500	1,791,008
TOTAL AIRPORT DEVELOPMENT CONST	<u>225,255</u>	<u>1,611,700</u>	<u>1,836,955</u>
TOTAL AIR TRANSPORTATION	225,255	1,611,700	1,836,955
PUBLIC TRANSPORTATION			
EA52 MASS TRANSPORTATION CONST	19,174,815	25,667,200	44,842,015
TOTAL PUBLIC TRANSPORTATION	<u>19,174,815</u>	<u>25,667,200</u>	<u>44,842,015</u>
TOTAL PUBLIC TRANSPORTATION	19,174,815	25,667,200	44,842,015
HIGHWAYS			
RESEARCH			
FA01 RESEARCH	833,016	3,383,400	4,216,416
TOTAL RESEARCH	<u>833,016</u>	<u>3,383,400</u>	<u>4,216,416</u>
CONSTRUCTION			
FD51 SPECIAL PROGRAMS	(9,406,642)	-	(9,406,642)
FD52 FEDERAL AID PROJECTS	471,423,279	586,538,800	1,057,962,079
FD52 FEDERAL AID PROJECTS - ARRA	8,085,879	-	8,085,879
FD53 GARVEE BOND DEBT SERVICE	202,431,537	91,415,700	293,847,237
FD54 LOUISVILLE BRIDGE PROJECT	(63,026,016)	596,700	(62,429,316)
TOTAL CONSTRUCTION	<u>609,508,037</u>	<u>678,551,200</u>	<u>1,288,059,237</u>
PLANNING			
FH02 HIGHWAYS PLANNING	-	10,345,500	10,345,500
FH03 METROPOLITAN PLANNING	-	2,152,500	2,152,500
TOTAL PLANNING	<u>-</u>	<u>12,498,000</u>	<u>12,498,000</u>
OFFICE OF HWY SAFETY			
FL03 HWY SAFETY PROGRAMS - NHTSA	-	5,534,700	5,534,700
TOTAL HWY SAFETY	<u>-</u>	<u>5,534,700</u>	<u>5,534,700</u>
TOTAL HIGHWAYS	<u>610,341,053</u>	<u>699,967,300</u>	<u>1,310,308,353</u>

DISPOSITION OF BALANCE					
OUTSTANDING ENCUMBRANCES	EXPENDITURES AND TRANSFERS	BALANCE	FORWARDED	LAPSE	FUNC
-	3,372	42,575	40,425	2,150	BC02
1,097,304	497,838	195,866	1,097,304	195,866	BC62
1,097,304	501,210	238,441	1,137,729	198,016	
1,097,304	501,210	238,441	1,137,729	198,016	
11,560,645	24,042,475	9,238,895	15,954,645	4,844,895	EA52
11,560,645	24,042,475	9,238,895	15,954,645	4,844,895	
11,560,645	24,042,475	9,238,895	15,954,645	4,844,895	
8,000	3,955,696	252,720	260,720	-	FA01
8,000	3,955,696	252,720	260,720	-	
-	-	(9,406,642)	(9,406,642)	-	FD51
809,315,829	661,207,383	(412,561,133)	396,754,696	-	FD52
-	76,695	8,009,184	8,009,184	-	FD52
-	65,754,541	228,092,696	228,092,696	-	FD53
97,195,832	6,950,911	(166,576,059)	(69,380,227)	-	FD54
906,511,661	733,989,530	(352,441,954)	554,069,707	-	
117,741	9,495,772	731,987	-	849,728	FH02
901,190	2,451,771	(1,200,461)	-	(299,271)	FH03
1,018,931	11,947,543	(468,474)	-	550,457	
183,931	4,944,385	406,384	-	590,315	FL03
183,931	4,944,385	406,384	-	590,315	
907,722,523	754,837,154	(352,251,324)	554,330,427	1,140,772	

**COMMONWEALTH OF KENTUCKY TRANSPORTATION CABINET
ALLOTMENT AND EXPENDITURES STATEMENT
FEDERAL FUND
JULY 1, 2015 TO JUNE 30, 2016**

	SOURCE OF ALLOTMENTS		
	PRIOR YEAR ALLOTMENTS	CURRENT YEAR ALLOTMENTS	TOTAL ALLOTMENTS
VEHICLE REGULATION			
GA01 COMMISSIONER'S OFFICE	-	-	-
GA02 DRIVER LICENSING	-	2,449,000	2,449,000
GA03 MOTOR CARRIERS		2,151,000	2,151,000
TOTAL VEHICLE REGULATION	-	4,600,000	4,600,000
TOTAL VEHICLE REGULATION	-	4,600,000	4,600,000
TOTAL FEDERAL FUND	629,741,123	731,846,200	1,361,587,323

TOTAL FEDERAL FUND EXPENDITURES AND TRANSFERS FY16

DISPOSITION OF BALANCE					
OUTSTANDING ENCUMBRANCES	EXPENDITURES AND TRANSFERS	BALANCE	FORWARDED (SEE NOTES)	LAPSE	FUNC
-	-	-	-	-	GA01
-	1,029,885	1,419,115	-	1,419,115	GA02
49,200	1,641,408	460,392	-	509,592	GA03
49,200	2,671,293	1,879,507	-	1,928,707	
49,200	2,671,293	1,879,507	-	1,928,707	
<u>920,429,672</u>	<u>782,052,132</u>	<u>(340,894,481)</u>	<u>571,422,801</u>	<u>8,112,390</u>	
	<u>782,052,132</u>	<u>(340,894,481)</u>	<u>571,422,801</u>	<u>8,112,390</u>	

**COMMONWEALTH OF KENTUCKY TRANSPORTATION CABINET
STATEMENT OF REVENUES, EXPENDITURES, AND CHANGES IN FUND BALANCE
FEDERAL FUND
JULY 1, 2015 TO JUNE 30, 2016**

INTERGOVERNMENTAL REVENUES:	
AIRPORT INSPECTION PROGRAM	313,736
PUBLIC TRANSPORTATION DEVELOPMENT PROGRAM	24,042,475
FEDERAL HIGHWAY ADMIN AID	751,979,850
FEDERAL AID HIGHWAY SAFETY	8,938,414
TOTAL REVENUES	<u>785,274,475</u>
EXPENDITURES:	
AIR TRANSPORTATION	501,210
PUBLIC TRANSPORTATION	24,042,475
HIGHWAYS	754,837,154
VEHICLE REGULATION	2,671,293
TOTAL EXPENDITURES	<u>782,052,132</u>
EXCESS OF REVENUE AND OTHER FINANCIAL SOURCES OVER (UNDER) EXPENDITURES	3,222,343
FUND BALANCE, JULY 1, 2015	(24,713,285)
FUND BALANCE, JUNE 30, 2016	<u><u>(21,490,942)</u></u>

**COMMONWEALTH OF KENTUCKY TRANSPORTATION CABINET
STATEMENT OF REVENUES AND OTHER RECEIPTS
AGENCY FUND
JULY 1, 2015 TO JUNE 30, 2016**

<u>DESCRIPTION</u>	ACTUAL REVENUES	REVENUE SOURCE
<u>TAXES</u>		
AVIATION FUEL SALES TAX	10,604,174	R150
TOTAL TAXES	10,604,174	
<u>LICENSE, FEES, AND PERMITS</u>		
MOTOR VEHICLE COMMISSION RECEIPTS	1,074,739	R403
MOTOR BOAT TITLING	280,674	R357
MOTOR VEHICLE TITLE FEES	17,703	R349
GENERAL FEES FROM PUBLIC	1,837,515	R404
WASTE TRANSPORT PERMITS AND LIC	44,722	R348
COMMERCIAL DRIVER'S LICENSE	969,368	R301
OTHER FEES RELATED TO LICENSES	2,040,073	R386
PASS CAR/AVIS REPLACEMENT ACCT	4,247,375	R305
PASS CAR/COUNTY CLERK IT IMPROV ACCT	4,247,375	R305
PASS CAR/COUNTY CLERK SUPPLEMENT ACCT	4,247,375	R305
OPERATORS LICENSE REIN FEES	244,205	R350
TOTAL LICENSE, FEES AND PERMITS	19,251,124	
<u>OTHER REVENUES</u>		
EQUIPMENT RENTAL INCOME	50,894,998	R498
GENERAL SALES TO PUBLIC	439,558	R401
GENERAL RENTALS & RENT OF BLDG TO PUBLIC	134,402	R402,R409
GENERAL SERVICES TO PUBLIC	279,035	R426
PROCEEDS FROM ASSET DISPOSITION	4,057,390	R821
PROCEES FROM RECYCLABLE SALES	938	R810
INTEREST INCOME	188,121	R771
2005 GA AUTH ED BOND SERIES	704,875	R771
I65 REHABILITATION	10,121	R771
2008 GA AUTH BRAC BONDS	293,217	R771
2010 GA AUTH W KY BRIDGES PROJECT BONDS	739,768	R771
LSIORB TIFIA LOAN	150,819	R771
2008 GA AUTH LOUISVILLE BRIDGES PROJECT BOND SERIES	23,982	R771
FINES	1,224	R701
TOTAL OTHER REVENUES	57,918,448	

**COMMONWEALTH OF KENTUCKY TRANSPORTATION CABINET
STATEMENT OF REVENUES AND OTHER RECEIPTS
AGENCY FUND
JULY 1, 2015 TO JUNE 30, 2016**

<u>DESCRIPTION</u>	ACTUAL REVENUES	REVENUE SOURCE
<u>REVENUE FROM OTHER GOVERNMENTS</u>		
GENERAL SALES TO OTH ST AGY	94,255	R431
GENERAL RENTALS TO OTH ST AGY	3,374	R432
GENERAL FEES FROM OTH ST AGY	1,065,322	R434
GENERAL SERVS TO OTH ST AGY	214,010	R436
RENT OF BLDGS TO OTH ST AGY	45,025	R439
MAINT REC CHARGED TO OTH ST AGY	2,054	R442
REV FROM OTHER FEDERAL AGYS	89,075	R640
OTHER STATE REVENUES	10,620,497	R681
TOTAL REV. FROM OTHER GOVERNMENTS	<u>12,133,612</u>	
TOTAL REVENUES	<u>99,907,358</u>	
<u>OTHER FINANCING SOURCES</u>		
PROCEEDS FROM ISSUE OF NOTES FOR ECON DEV BONDS	75,000,000	N991
PROCEEDS FROM ISSUE OF NOTES FOR W KY BRIDGES BONDS	120,500,000	N997
TOTAL OTHER FINANCING SOURCES	<u>195,500,000</u>	
<u>TRANSFERS IN</u>		
TRANSFER FROM FEDERAL FUND FEMA	3,644,251	N112
TRANSFER FROM CAPITAL PROJECT FUND	103,218	N10C
TOTAL OPERATING TRANSFERS IN	<u>3,747,469</u>	
TOTAL CASH RECEIPTS	<u><u>299,154,827</u></u>	

THIS PAGE INTENTIONALLY LEFT BLANK

**COMMONWEALTH OF KENTUCKY TRANSPORTATION CABINET
ALLOTMENT AND EXPENDITURES STATEMENT
AGENCY FUND
JULY 1, 2015 TO JUNE 30, 2016**

	SOURCE OF ALLOTMENTS		
	PRIOR YEAR ALLOTMENTS	CURRENT YEAR ALLOTMENTS	TOTAL ALLOTMENTS
AIR TRANSPORTATION			
AIR DEVELOPMENT			
BC02 AIRPORT INSPECTION	-	14,200	14,200
BC51 AERONAUTICS	-	1,567,900	1,567,900
BC53 AVIATION ECONOMIC DEV	10,285,049	8,617,707	18,902,756
BC54 FEDERAL PROJECT MATCH	-	2,706,193	2,706,193
TOTAL AIR DEVELOPMENT	10,285,049	12,906,000	23,191,049
CAPITAL CITY AIRPORT			
BD01 CAPITAL CITY AIRPORT	-	1,814,800	1,814,800
TOTAL CAPITAL CITY AIRPORT	-	1,814,800	1,814,800
TOTAL AIR TRANSPORTATION	10,285,049	14,720,800	25,005,849
PUBLIC TRANSPORTATION			
EA52 PUBLIC TRANSPORTATION	-	100,100	100,100
EA53 HUMAN SERVICES TRANSPORTATION ADMIN	-	560,000	560,000
TOTAL PUBLIC TRANSPORTATION	-	660,100	660,100
TOTAL PUBLIC TRANSPORTATION	-	660,100	660,100
HIGHWAYS			
CONSTRUCTION			
FD04 CONSTRUCTION	1,018,068	4,340,400	5,358,468
FD05 STATEWIDE RESURFACING	-	-	-
FD39 SEC EMERG/DISCRET FUND	-	-	-
FD51 FHWA-SPECIAL PROJECTS	-	-	-
FD52 FEDERAL AID PROJECTS	-	19,810,000	19,810,000
FD54 LOUISVILLE BRIDGE PROJECT	-	888,200	888,200
TOTAL CONSTRUCTION	1,018,068	25,038,600	26,056,668
MAINTENANCE			
FE01 MAINTENANCE	-	3,862,900	3,862,900
FE04 TRAFFIC	-	-	-
TOTAL MAINTENANCE	-	3,862,900	3,862,900
EQUIPMENT SERVICES			
FK01 EQUIPMENT OPERATIONS	1,644,544	45,801,582	47,446,126
FK03 EQUIPMENT PURCHASES	5,184,607	26,256,918	31,441,525
FK05 EQUIPMENT DEPRECIATION	-	(14,200,000)	(14,200,000)
FK07 BUY BACK EQUIPMENT	-	1,550,000	1,550,000
TOTAL EQUIPMENT SERVICES	6,829,151	59,408,500	66,237,651

DISPOSITION OF BALANCE					
OUTSTANDING ENCUMBRANCES	EXPENDITURES AND TRANSFERS	BALANCE	FORWARDED	LAPSE	FUNC
-	5,450	8,750	-	8,750	BC02
1,254	1,194,146	372,500	-	373,754	BC51
9,737,036	6,055,574	3,110,146	13,229,686	(382,504)	BC53
540,713	1,147,202	1,018,278	1,558,991	-	BC54
10,279,003	8,402,372	4,509,674	14,788,677	-	
-	1,373,736	441,064	-	441,064	BD01
-	1,373,736	441,064	-	441,064	
10,279,003	9,776,108	4,950,738	14,788,677	441,064	
-	98,122	-	-	1,978	EA52
-	560,000	-	-	-	EA53
-	658,122	-	-	1,978	
-	658,122	-	-	1,978	
641,135	5,458,803	(741,470)	-	(100,335)	FD04
-	-	-	-	-	FD05
129,130	-	(129,130)	-	-	FD39
477,210	6,445,997	(6,923,207)	-	(6,445,997)	FD51
1,410,667	3,862,561	14,536,772	-	15,947,439	FD52
227,387	857,601	(196,788)	-	30,599	FD54
2,885,529	16,624,962	6,546,177	-	9,431,706	
49,769	3,407,214	405,917	-	455,686	FE01
-	219,673	(219,673)	-	(219,673)	FE04
49,769	3,626,887	186,244	-	236,013	
474,823	47,044,093	(72,790)	402,033	-	FK01
7,758,577	26,399,553	(2,716,605)	5,041,972	-	FK03
-	(14,200,000)	-	-	-	FK05
-	1,550,000	-	-	-	FK07
8,233,400	60,793,646	(2,789,395)	5,444,005	-	

**COMMONWEALTH OF KENTUCKY TRANSPORTATION CABINET
ALLOTMENT AND EXPENDITURES STATEMENT
AGENCY FUND**

JULY 1, 2015 TO JUNE 30, 2016

	SOURCE OF ALLOTMENTS		
	PRIOR YEAR ALLOTMENTS	CURRENT YEAR ALLOTMENTS	TOTAL ALLOTMENTS
OFFICE OF HWY SAFETY			
FL03 HWY SAFETY PROGRAMS	-	22,000	22,000
TOTAL HWY SAFETY	-	22,000	22,000
BOND CONSTRUCTION			
ED DEV BOND SERIES			
JL01 2005 GA AUTH ED BONDS SERIES	2,721,893	-	2,721,893
JL02 2006 GA AUTH ED BONDS SERIES	1,304,251	-	1,304,251
JL03 2009 GA AUTH ED BONDS SERIES	59,211,777	-	59,211,777
JL04 2010 GA AUTH ED BONDS SERIES	184,748,115	9,334,500	194,082,615
TOTAL ED BOND SERIES	247,986,036	9,334,500	257,320,536
BRAC ED BOND SERIES			
JP01 2008 GA AUTH BRAC BONDS	326,987	53,423	380,410
JP02 2010 GA AUTH BRAC BONDS	29,779,457	940,677	30,720,134
TOTAL BRAC ED BOND SERIES	30,106,444	994,100	31,100,544
TOTAL ED BOND	278,092,480	10,328,600	288,421,080
GARVEE BOND			
JM01 2005 I65 REHABILITATION	-	-	-
JM02 2005 I75 REHABILITATION	1,318,428	-	1,318,428
JM03 2007 I64 REHABILITATION	266,132	938,300	1,204,432
TOTAL GARVEE BOND	1,584,560	938,300	2,522,860
LSIORB PROJ GARVEE BOND			
JR01 2010 WESTERN KENTUCKY BRIDGES	98,721,982	-	98,721,982
JR02 2015 SERIES A GARVEES W. KY BRIDGES	143,142,634	-	143,142,634
TOTAL LSIORB PROJ GARVEE BOND	241,864,616	-	241,864,616
LSIORB PROJ GARVEE BOND			
JS01 TIFIA LOAN	100,000,000	120,799,501	220,799,501
TOTAL LSIORB PROJ GARVEE BOND	100,000,000	120,799,501	220,799,501
LSIORB PROJ GARVEE BOND			
JT01 TOLL REVENUE BONDS	167,902,318	(167,902,318)	-
TOTAL LSIORB PROJ GARVEE BOND	167,902,318	(167,902,318)	-
LSIORB PROJ GARVEE BOND			
JZ01 2008 LOUISVILLE BRIDGES	12,221,099	353,200	12,574,299
JZ02 2010 LOUISVILLE BRIDGES	-	-	-
TOTAL LSIORB PROJ GARVEE BOND	12,221,099	353,200	12,574,299
TOTAL GARVEE BOND	523,572,593	(45,811,317)	477,761,276
TOTAL BOND CONSTRUCTION	801,665,073	(35,482,717)	766,182,356
TOTAL HIGHWAYS	809,512,292	52,849,283	862,361,575

DISPOSITION OF BALANCE					
OUTSTANDING ENCUMBRANCES	EXPENDITURES AND TRANSFERS	BALANCE	FORWARDED	LAPSE	FUNC
-	11,742	10,258	-	10,258	FL03
-	11,742	10,258	-	10,258	
-		2,721,893	-	2,721,893	JL01
-	96,708	1,207,543	-	1,207,543	JL02
18,611,071	7,769,295	32,831,411	46,742,293	4,700,189	JL03
61,895,922	63,873,586	68,313,107	130,209,029	-	JL04
80,506,993	71,739,589	105,073,954	176,951,322	8,629,625	
279,218	307,409	(206,217)	73,001	-	JP01
686,850	990,209	29,043,075	29,029,042	700,883	JP02
966,068	1,297,618	28,836,858	29,102,043	700,883	
81,473,061	73,037,207	133,910,812	206,053,365	9,330,508	
-	-	-	-	-	JM01
-	(10,613)	1,329,041	-	1,329,041	JM02
-	1,605,295	(400,863)	-	(400,863)	JM03
-	1,594,682	928,178	-	928,178	
10,467,906	46,605,032	41,649,044	52,856,719	(739,769)	JR01
71,131,170	50,738,055	21,273,409	92,404,579	-	JR02
81,599,076	97,343,087	62,922,453	145,261,298	(739,769)	
13,609,784	218,409,625	(11,219,908)	2,540,696	(150,820)	JS01
13,609,784	218,409,625	(11,219,908)	2,540,696	(150,820)	
1	-	(1)	-	-	JT01
1	-	(1)	-	-	
845,120	2,093,291	9,635,888	10,163,071	317,937	JZ01
-	(11,281)	-	-	11,281	JZ02
845,120	2,082,010	9,635,888	10,163,071	329,218	
96,053,981	319,429,404	62,266,610	157,965,065	366,807	
177,527,042	392,466,611	196,177,422	364,018,430	9,697,315	
188,695,740	473,523,848	200,130,706	369,462,435	19,375,292	

**COMMONWEALTH OF KENTUCKY TRANSPORTATION CABINET
ALLOTMENT AND EXPENDITURES STATEMENT
AGENCY FUND
JULY 1, 2015 TO JUNE 30, 2016**

	SOURCE OF ALLOTMENTS		
	PRIOR YEAR ALLOTMENTS	CURRENT YEAR ALLOTMENTS	TOTAL ALLOTMENTS
VEHICLE REGULATION			
VEHICLE REGULATION			
GA12 ALCOHOLIC DRIVER EDUCATION	-	250,000	250,000
GA16 MOTOR BOAT TITLING	-	301,900	301,900
GA17 COMMERCIAL DRIVERS LICENSES	282,787	1,075,300	1,358,087
GA18 SOLID WASTE TRANSPORT LICENSE	-	45,700	45,700
GA25 REFLECTORIZED LICENSE PLATE	1,369,123	1,331,600	2,700,723
GA26 INTERNET RENEWAL CONVEN FEE	-	70,000	70,000
GA28 COUNTY CLERK IT IMPROVEMENT	-	4,100,000	4,100,000
GA29 COUNTY CLERK REVENUE SUPP ACCT	-	4,130,000	4,130,000
GA30 IFTA PROCESSING	-	1,300,000	1,300,000
TOTAL VEHICLE REGULATION	1,651,910	12,604,500	14,256,410
MOTOR VEHICLE COMMISSION			
MOTOR VEHICLE COMMISSION			
GB01 MOTOR VEHICLE COMMISSION	-	1,058,600	1,058,600
TOTAL MOTOR VEHICLE COMMISSION	-	1,058,600	1,058,600
TOTAL VEHICLE REGULATION	1,651,910	13,663,100	15,315,010
GENERAL ADMINISTRATION AND SUPPORT			
EXECUTIVE POLICY AND MANAGEMENT			
KA20 OTHER AGENCY PARTICIPATION	-	79,700	79,700
TOTAL EXECUTIVE POL AND MGMT	-	79,700	79,700
TOTAL GENERAL ADMIN AND SUPPORT	-	79,700	79,700
TOTAL AGENCY FUND FY16	821,449,251	81,972,983	903,422,234
NON-BUDGETARY			
OPERATING TRANSFERS			
TRANSFER OUT TO GENERAL FUND			
TRANSFER TO ROAD FUND			
TRANSFER TO CAPITAL PROJECTS			
TOTAL OPERATING TRANSFERS			
TOTAL NON-BUDGETARY			
TOTAL AGENCY FUND EXPENDITURES AND TRANSFERS FY16			

DISPOSITION OF BALANCE					
OUTSTANDING ENCUMBRANCES	EXPENDITURES AND TRANSFERS	BALANCE	FORWARDED	LAPSE	FUNC
-	267,617	(17,617)	-	(17,617)	GA12
-	166,748	135,152	-	135,152	GA16
-	889,503	468,584	362,652	105,932	GA17
-	4,300	41,400	-	41,400	GA18
-	143,825	2,556,898	290,627	2,266,271	GA25
-	15,983	54,017	-	54,017	GA26
80,012	3,638,934	381,054	-	461,066	GA28
-	4,209,862	(79,862)	-	(79,862)	GA29
-	877,058	422,942	-	422,942	GA30
<hr/>	<hr/>	<hr/>	<hr/>	<hr/>	
80,012	10,213,830	3,962,568	653,279	3,389,301	
<hr/>	<hr/>	<hr/>	<hr/>	<hr/>	
-	958,360	100,240	-	100,240	GB01
-	958,360	100,240	-	100,240	
<hr/>	<hr/>	<hr/>	<hr/>	<hr/>	
80,012	11,172,190	4,062,808	653,279	3,489,541	
<hr/>	<hr/>	<hr/>	<hr/>	<hr/>	
-	14,955	64,745	-	64,745	KA20
-	14,955	64,745	-	64,745	
<hr/>	<hr/>	<hr/>	<hr/>	<hr/>	
-	14,955	64,745	-	64,745	
<hr/>	<hr/>	<hr/>	<hr/>	<hr/>	
<u>199,054,755</u>	<u>495,145,223</u>	<u>209,208,997</u>	<u>384,904,391</u>	<u>23,372,620</u>	
<hr/>	<hr/>	<hr/>	<hr/>	<hr/>	
	7,568,000	(7,568,000)	-	(7,568,000)	
	996,800	(996,800)	-	(996,800)	
	467,224	(467,224)	-	(467,224)	
	<u>9,032,024</u>	<u>(9,032,024)</u>	-	<u>(9,032,024)</u>	
	<hr/>	<hr/>	<hr/>	<hr/>	
	9,032,024	(9,032,024)	-	(9,032,024)	
	<hr/>	<hr/>	<hr/>	<hr/>	
	<u>504,177,247</u>	<u>200,176,973</u>	<u>384,904,391</u>	<u>14,340,596</u>	

**COMMONWEALTH OF KENTUCKY TRANSPORTATION CABINET
STATEMENT OF REVENUES, EXPENDITURES, AND CHANGES IN FUND BALANCE
AGENCY FUND
JULY 1, 2015 TO JUNE 30, 2016**

REVENUES:	
TAXES	10,604,174
LICENSE, FEES, AND PERMITS	19,251,124
OTHER REVENUES	57,918,448
REVENUES FROM OTHER GOVERNMENTS	12,133,612
TOTAL REVENUES	<u>99,907,358</u>
EXPENDITURES:	
AIR TRANSPORTATION	9,776,108
PUBLIC TRANSPORTATION	658,122
HIGHWAYS	473,523,848
VEHICLE REGULATION	11,172,190
GENERAL ADMINISTRATION AND SUPPORT	14,955
TOTAL EXPENDITURES	<u>495,145,223</u>
EXCESS OF REVENUE OVER (UNDER) EXPENDITURES	(395,237,865)
OTHER SOURCES (USES) OF FINANCIAL RESOURCES:	
OPERATING TRANSFERS-IN FROM FEDERAL FUND FEMA	3,644,251
OPERATING TRANSFERS-IN FROM CAPITAL PROJECTS	103,218
PROCEEDS FROM ISSUE OF NOTES FOR ECONOMIC DEV BONDS	75,000,000
PROCEEDS FROM ISSUE OF NOTES FOR W KY BRIDGES BONDS	120,500,000
OPERATING TRANSFERS-OUT TO GENERAL FUND	(7,568,000)
OPERATING TRANSFERS-OUT TO CAPITAL PROJECTS FUND	(467,224)
OPERATING TRANSFERS-OUT TO ROAD FUND	(996,800)
OPERATING TRANSFERS-OUT TO AGENCY FUND	-
NET OTHER SOURCES (USES) OF FINANCIAL RESOURCES	<u>190,215,445</u>
EXCESS OF REVENUE AND OTHER FINANCIAL SOURCES OVER (UNDER) EXPENDITURES	(205,022,420)
FUND BALANCE, JULY 1, 2015	398,247,635
FUND BALANCE, JUNE 30, 2016	<u>193,225,215</u>

**COMMONWEALTH OF KENTUCKY TRANSPORTATION CABINET
 STATEMENT OF REVENUES AND OTHER RECEIPTS
 OTHER EXPENDABLE TRUST FUND
 JULY 1, 2015 TO JUNE 30, 2016**

	ACTUAL REVENUES	REVENUE SOURCE
<u>REVENUE FROM OTHER GOVERNMENTS</u>		
TRANSPORTATION SERVICE DELIVERY RECEIPTS	106,390,459	R434
TOTAL REVENUE FROM OTHER GOVERNMENTS	106,390,459	
TOTAL CURRENT YEAR RECEIPTS	106,390,459	

**COMMONWEALTH OF KENTUCKY TRANSPORTATION CABINET
ALLOTMENT AND EXPENDITURES STATEMENT
OTHER EXPENDABLE TRUST FUND
JULY 1, 2015 TO JUNE 30, 2016**

	SOURCE OF ALLOTMENTS		
	PRIOR YEAR ALLOTMENTS	CURRENT YEAR ALLOTMENTS	TOTAL ALLOTMENTS
PUBLIC TRANSPORTATION			
CONSERVATION - MASS FED AID			
6371 EA54 HUMAN SERVICES TRANSPORTATION	-	-	-
TOTAL CONSERVATION - MASS FED AID	-	-	-
TOTAL PUBLIC TRANSPORTATION	-	-	-

TOTAL OTHER EXPENDABLE TRUST FUND FY16

OUTSTANDING ENCUMBRANCES	DISPOSITION OF BALANCE		FORWARDED	LAPSE	FUNC
	EXPENDITURES AND TRANSFERS	BALANCE			
509,163	106,390,459	(106,899,622)	-	(106,390,459)	EA54
509,163	106,390,459	(106,899,622)	-	(106,390,459)	
<u>509,163</u>	106,390,459	(106,899,622)	-	(106,390,459)	
	<u>106,390,459</u>	<u>(106,899,622)</u>	-	<u>(106,390,459)</u>	

**COMMONWEALTH OF KENTUCKY TRANSPORTATION CABINET
STATEMENT OF REVENUE, EXPENDITURES, AND CHANGES IN FUND BALANCE
OTHER EXPENDABLE TRUST FUND
JULY 1, 2015 TO JUNE 30, 2016**

INTERGOVERNMENTAL REVENUES:	
PUBLIC TRANSPORTATION	106,390,459
TOTAL REVENUES	106,390,459
EXPENDITURES:	
PUBLIC TRANSPORTATION	106,390,459
TOTAL EXPENDITURES	106,390,459
EXCESS OF REVENUE OVER (UNDER) EXPENDITURES	-
FUND BALANCE, JULY 1, 2015	(559,396)
FUND BALANCE, JUNE 30, 2016	(559,396)

**COMMONWEALTH OF KENTUCKY TRANSPORTATION CABINET
NOTES TO FINANCIAL STATEMENTS
JUNE 30, 2016**

NOTE 1 SIGNIFICANT ACCOUNTING POLICIES

A) Basis of Presentation

This annual report provides detailed balance sheet information for assets, liabilities, reserves, and fund balances. Separate revenue and expenditure statements have been developed for each Fund in accordance with recommended governmental accounting procedures for financial reporting.

The more significant accounting policies of the Transportation Cabinet are as follows:

1) Basis of Accounting

Consistent with past practices, the annual Financial Statement of the Transportation Cabinet is prepared on a modified cash basis of accounting and is prepared primarily for internal use of Cabinet management in evaluating current financial position. Revenue is recorded when received in cash and expenditures are recorded when disbursements are made. Appropriations and estimated revenues are formally recorded in the accounts for budgetary control purposes. Budgetary control over appropriations is enhanced through the use of an encumbrance system of accounting.

2) Cash and Investments

All cash on deposit with the State Treasurer is held in the Commonwealth's general depository bank account. The Cabinet's cash balances are invested in the state cash and investment pool under the auspices of the State Investment Commission as authorized under KRS 42.500.

3) Inventories

Expenditures for expendable supplies are recorded as expenditures when purchased. The cost of expendable supplies inventories at June 30, 2016 was \$66,914,962.

The inventory value is not reflected on the balance sheet of the annual statements; however, current year purchases of expendable supplies are reported as expenditures.

**COMMONWEALTH OF KENTUCKY TRANSPORTATION CABINET
NOTES TO FINANCIAL STATEMENTS
JUNE 30, 2016**

Significant accounting policies, continued:

4) Capital Assets

The approximate cost of capital assets at June 30, 2016, is as follows:

	Beginning Balance July 1, 2015	Additions	Disposals	Ending Balance June 30, 2016
Enhancement Easements	\$ 49,307,437	\$ (44,183,846)	\$ -	\$ 5,123,591
Land	17,782,244	-	-	17,782,244
Buildings	204,973,194	1,309,317	(1,130,692)	205,151,819
Office Equipment	9,807,380	1,257,693	(162,336)	10,902,737
Data Processing	5,974,545	49,105	(384,531)	5,639,119
Airplanes	-	-	-	-
Construction & Maintenance Equip	249,187,334	25,944,710	(12,287,133)	262,844,911
Construction In Progress-Bldgs	215,894	4,275,814	(1,497,683)	2,994,025
Construction in Progress-Infrastructure	1,456,705,055	2,147,626,025	(1,564,039,832)	2,040,291,248
Infrastructure	<u>20,230,790,342</u>	<u>133,727,519</u>	<u>(70,477,500)</u>	<u>20,294,040,361</u>
Total Capital Assets	<u>\$ 22,224,743,425</u>	<u>\$ 2,270,006,337</u>	<u>\$ (1,649,979,707)</u>	<u>\$ 22,844,770,055</u>

5) Pension Plan

Under the provisions of Kentucky Revised Statutes (KRS) 61.645, the Board of Trustees of the Kentucky Retirement Systems administers the Kentucky Employees Retirement System (KERS).

The Road Fund of the Transportation Cabinet contributes to KERS, a multiple-employer, cost-sharing, defined-benefit pension plan that covers substantially all regular full-time members employed in non-hazardous duty positions of any state department, board, or any agency directed by Executive Order to participate in the System. The plan provides for retirement, disability, and death benefit to plan members.

The employer and employee contribution rates for the year ended June 30, 2016 were 38.77% and 5% and an additional 1% for employees hired after September 1, 2008 of creditable compensation, respectively. Such rates were determined to provide for normal costs and interest on un-fundable prior service costs. The Pension expenditures (employer's portion) through June 30, 2016 are approximately \$80.8 million.

6) Accumulated Employee Benefits

The value of accumulated vacation liability at June 30, 2016, was \$24,106,899.33 and accumulated compensatory time liability was \$10,105,919.86. The accumulated vacation dollar liability is restricted to the number of years of service for an employee. The compensatory dollar liability is restricted to 240 hours pay per employee.

**COMMONWEALTH OF KENTUCKY TRANSPORTATION CABINET
NOTES TO FINANCIAL STATEMENTS
JUNE 30, 2016**

Significant accounting policies, continued:

B) Fund Structure

The financial statements include the accounts of the General, Capital Projects, Road, Federal, Agency, and Other Expendable Trust Funds of the Kentucky Transportation Cabinet.

1) General Fund

This fund consists of monies appropriated by the General Assembly to KYTC from the Commonwealth's General Fund. General Fund appropriations to the Transportation Cabinet are primarily used for non-highway program functions.

2) Capital Projects Fund

This fund includes transactions relating to the acquisition, construction, or renovation of the Cabinet's major capital facilities and for the acquisition of major non-highway equipment.

3) Road Fund

This fund consists of money derived from excise or license taxation relating to gasoline and other motor fuels, and money derived from fees, excise or license taxation relating to registration, operation or use of vehicles for use on public highways. Use of these funds is restricted to expenditures relating to the cost of administration, statutory refunds and adjustments, payment of highway obligations, costs for construction, reconstruction, rights-of-way, maintenance and repair of public highways and bridges, and the expense of enforcing state traffic and motor vehicle laws.

4) Federal Fund

This fund includes all receipts from the federal government paid to KYTC as reimbursement for expenditures incurred on federal grant programs.

5) Agency Fund

This fund includes receipts collected from and expended for specific programs, most of which are defined in Kentucky Revised Statutes. Additionally, the Agency Fund accounts for expenditures of proceeds received from the sale of Economic Development Road (Revitalization Projects) Revenue Bonds, GARVEE Bond Project Notes and State Property and Building Commission Bonds.

6) Other Expendable Trust Fund

This fund includes expenditures for the Human Service Transportation Delivery system. This fund pays the providers for transportation of claimants to and from medical and rehabilitation appointments.

**COMMONWEALTH OF KENTUCKY TRANSPORTATION CABINET
NOTES TO FINANCIAL STATEMENTS
JUNE 30, 2016**

NOTE 2 CHANGES IN ACCOUNTING PRINCIPLES, REPORTING PRACTICES, AND PRIOR YEAR PERIOD ADJUSTMENTS

There were no changes in accounting principles, reporting practices, or prior period adjustments.

**NOTE 3 MOTOR FUEL NORMAL USE AND MOTOR FUELS NORMAL TAXES
MUNICIPAL AID AND COUNTY ROAD AID**

KRS 179.400 provides that any county or municipality receiving state aid may, if it deems proper, enter into a cooperative agreement with the Department of Rural and Municipal Aid. The agreement shall designate the roads which the Department shall be required to construct, reconstruct or maintain and shall not be in excess of the projected allotment for county road aid and municipal aid funds for any one fiscal year. At June 30, 2016, 118 counties and 124 cities (106 incorporated cities and 18 unincorporated urban places) were participants in cooperative agreements.

NOTE 4 COMMITMENTS AND CONTINGENCIES

A) Lease Commitments with the Turnpike Authority of Kentucky

The Cabinet has entered into lease-rental agreements and supplements thereto with the Turnpike Authority of Kentucky (Authority) for the construction of various coal-haul roads under the Resource Recovery Road System and construction of economic development road projects under the Economic Development Road System. The lease-rental agreements cover a two-year period with automatic renewal options for each succeeding two-year period until all bonds have been retired. The agreements provide, among other things, annual rental payment to be made from the Cabinet in amounts equal to the debt service requirements of the Authority's revenue bonds issued to finance the construction of the highway projects and for the Cabinet to maintain and operate the projects during the period in which the revenue bonds are outstanding.

The TAK issued additional bonds in July 2015 to provide \$75 million in new project funding authorized by the 2010 Extraordinary Session of the General Assembly and to advance refund \$134.4 million in previously issued 2006 Series A and Series B of Economic Development Road Revenue Bonds. The TAK also issued bonds in April of 2016 to advance refund \$235.2 million in previously issued 2008 Series A and 2009 Series A bonds. There remains \$125 million in Economic Development Road bonds that are authorized but unissued. These bonds will be issued as cash is required to pay costs associated with highway projects funded by the bond proceeds.

Approximate rental commitments, net of projected interest earnings on debt service reserve funds, and net of Billed America Bonds Federal Interest Rate Subsidies for leases with the Authority, assuming the exercise of the lease renewal options, are:

**COMMONWEALTH OF KENTUCKY TRANSPORTATION CABINET
NOTES TO FINANCIAL STATEMENTS
JUNE 30, 2016**

Commitments and contingencies, continued:

<u>Fiscal Year</u>	<u>Economic Development Roads</u>	<u>Total</u>
2017	154,805,742	154,805,742
2018	154,768,410	154,768,410
2019	153,829,223	153,829,223
2020	136,709,965	136,709,965
2021	141,814,065	141,814,065
THEREAFTER	<u>1,100,012,849</u>	<u>1,100,012,849</u>
TOTAL	<u>\$ 1,841,940,254</u>	<u>\$ 1,841,940,254</u>

Commitments and contingencies, continued:

B) Lease Commitments with the State Property and Buildings Commission

During the fiscal year ended June 30, 2002, the Transportation Cabinet entered into a lease-rental agreement with the State Property and Buildings Commission (Commission) for the construction of a new office building. Under the terms of the lease-rental agreement, the Commission issued bonds to construct the project, known as Project 73. An additional lease with the Commission was executed in February 2009 for bonds issues to replace the Automated Vehicle Information System (AVIS) and expand the general aviation runway at Bluegrass Field in Lexington. The lease-rental agreement covers a two-year period with automatic renewal options for each succeeding two-year period until all bonds have been retired. The lease requires the Transportation Cabinet, for each biennial period during which bonds are outstanding, to seek legislative appropriations in amounts which are sufficient to permit the Transportation Cabinet to make rental payments to the Commission to pay principal and interest on the bonds. During Fiscal Year 2016, SPBC issued bonds to provide \$5 million in project development funds for construction of the new C-1 Garage. The issuance of these bonds was authorized by the 2012 Extraordinary Session of the General Assembly. The following are the future lease obligations to the Commission.

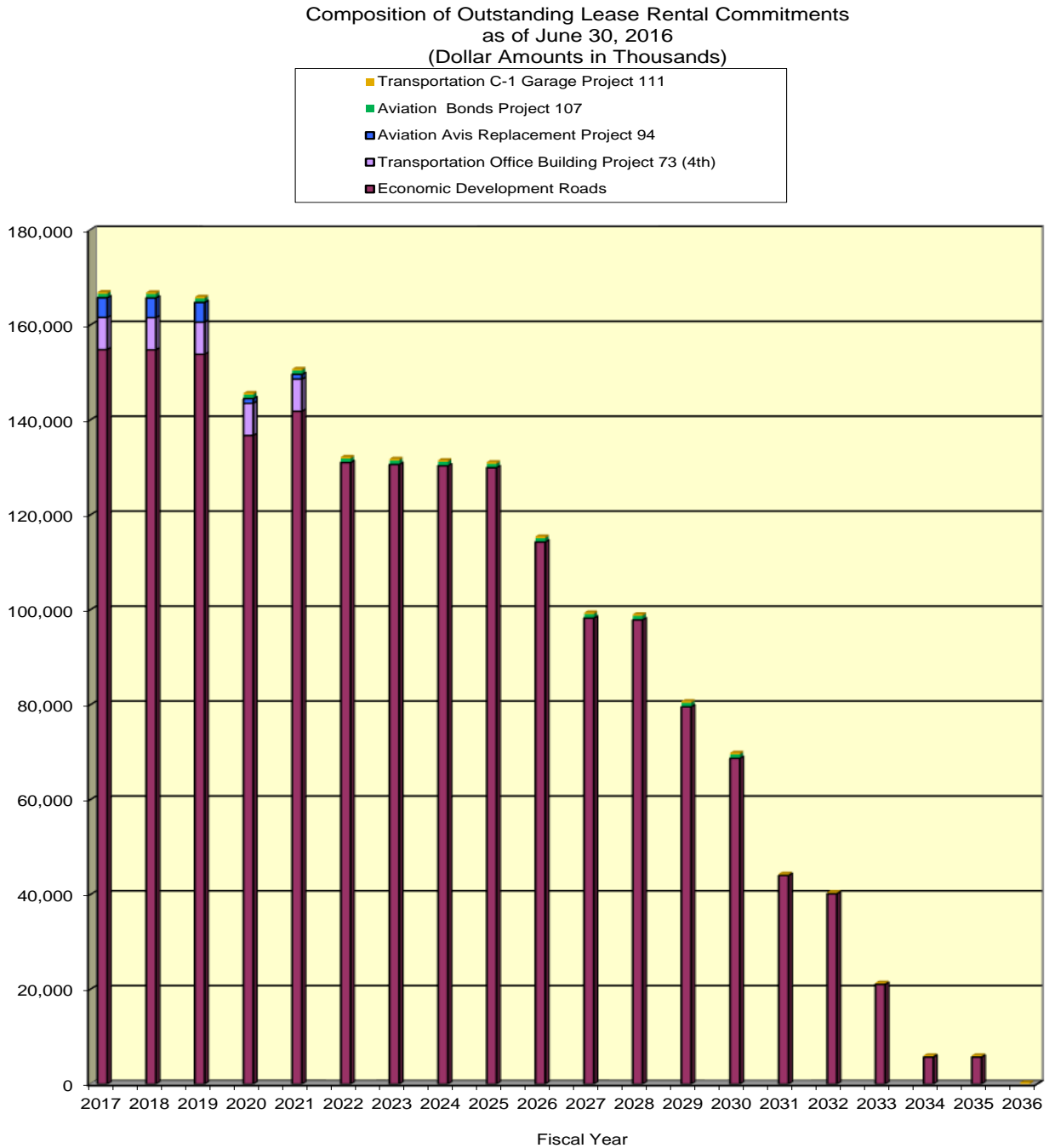
<u>Fiscal Year</u>	<u>Project 73(4th) Lease Commitments</u>	<u>Project 111 C-1 Garage</u>	<u>Project 94 Aviation</u>	<u>Project 94 Avis Repl</u>	<u>Project 107 Aviation</u>	<u>Total</u>
2017	6,768,558	345,042	993,975	3,143,000	838,194	12,088,769
2018	6,765,171	342,175	994,475	3,142,450	836,131	12,080,402
2019	6,765,270	342,488	992,975	3,144,750	837,581	12,083,064
2020	6,769,432	342,675	994,475		835,256	8,941,838
2021	6,767,865	342,237	995,589		835,506	8,941,197
THEREAFTER		<u>5,129,756</u>			<u>7,526,275</u>	<u>12,656,031</u>
TOTAL	<u>\$ 33,836,296</u>	<u>\$ 6,844,373</u>	<u>\$ 4,971,489</u>	<u>\$ 9,430,200</u>	<u>\$ 11,708,943</u>	<u>\$ 66,791,301</u>

THIS PAGE LEFT INTENTIONALLY BLANK.

**COMMONWEALTH OF KENTUCKY TRANSPORTATION CABINET
NOTES TO FINANCIAL STATEMENTS
JUNE 30, 2016**

Commitments and contingencies, continued:

The following graph is a summary of all the lease commitments outstanding as of June 30, 2016:



THIS PAGE LEFT INTENTIONALLY BLANK

**COMMONWEALTH OF KENTUCKY TRANSPORTATION CABINET
NOTES TO FINANCIAL STATEMENTS
JUNE 30, 2016**

Commitments and contingencies, continued:

C) Lease Commitments with the Kentucky Asset/Liability Commission

Kentucky Revised Statute 56.863 authorizes the Kentucky Asset/Liability Commission (ALCO) to issue project notes to finance projects approved by the General Assembly including those projects eligible for funding from receipts of federal transportation funds. The 2005 General Assembly authorized the issuance of \$150 million in Federal Highway Trust Fund revenue supported debt known as Grant Anticipation Revenue Vehicle (GARVEE) Bonds. The 2006 General Assembly authorized an additional \$290 million in GARVEE bonds which were sold during the fiscal year ended June 30, 2008. There was no specified direction within the authorizing legislation as to how the GARVEE proceeds must be used, however, the Bond sale's Memorandum of Agreement between the Cabinet and the Federal Highway Administration states that the proceeds will be used on interstate rehabilitation projects and preconstruction project development activities Louisville Southern Indiana Ohio River Bridges Project (LSIORB). Pursuant to the General Assembly's authorizations, the Transportation Cabinet and the ALCO entered into a lease-rental agreement for the authorized projects. The lease-rental agreement covers a two-year period with automatic renewal options for each succeeding two-year period until all notes have been retired. The project Bonds were issued for 12 year terms with the first debt service payments beginning in FY2006. While the Bond proceeds will construct the projects, debt service on the Bonds will be paid with Federal Highway Trust Funds received by the Commonwealth.

The ALCO issued additional GARVEE Bonds/Notes during Fiscal Year 2014 to provide \$236 million in construction fund proceeds for the Louisville Southern Indiana Ohio River Bridges Project (Project). Authority for this transaction was authorized by the General Assembly in Fiscal Year 2008 and 2010 within the respective Budget Acts. These proceeds along with additional Road, Federal and Capital Market Financing funds are to finance the completion of the Project.

ALCO issued GARVEEs in March 2014 to provide \$150 million for the reconstruction of US 68/KY 80 from Aurora to Cadiz Kentucky and the construction of two projects known as the "Kentucky Lake Project" and the "Lake Barkley Project" which was authorized in the 2010 Session of the General Assembly as well as advance refund \$41.8 million of 2005 GARVEEs.

ALCO also issued GARVEEs to provide \$120.5 million in October 2015 for the remaining construction of the Kentucky Lake Project and the Lake Barkley Project in Western Kentucky.

**COMMONWEALTH OF KENTUCKY TRANSPORTATION CABINET
NOTES TO FINANCIAL STATEMENTS
JUNE 30, 2016**

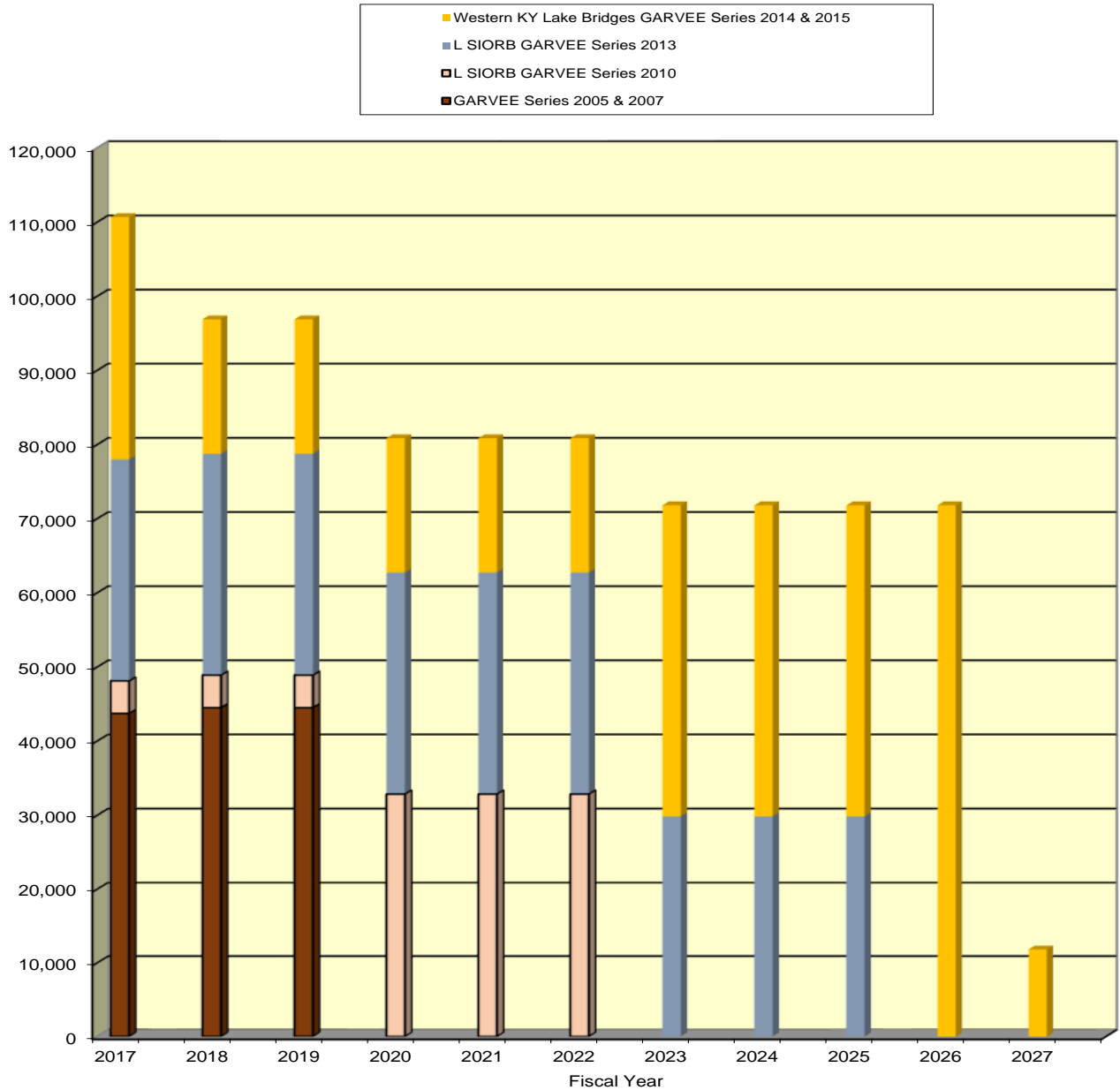
Commitments and contingencies, continued:

Federal Fiscal Year	GARVEE Series 2005 & 2007		LSIORB Series 2010		LSIORB Series 2013		Western KY Lakes' Bridges		Total Debt Service
	Principal	Interest	Principal	Interest	Principal	Interest	Principal	Interest	
2005	3,210,000	1,568,761							4,778,761
2006	8,645,000	6,707,962							15,352,962
2007	9,025,000	6,327,312							15,352,312
2008	25,510,000	19,025,186							44,535,186
2009	26,350,000	18,187,979							44,537,979
2010	27,620,000	16,914,879		2,081,113					46,615,992
2011	28,915,000	15,618,229		4,381,290					48,914,519
2012	30,335,000	14,200,406		4,381,290					48,916,696
2013	31,830,000	12,705,316		4,381,290					48,916,606
2014	33,370,000	10,992,991		4,381,290		11,006,330		3,705,463	63,456,074
2015	21,670,000	8,477,235		4,381,290		10,345,375	12,635,000	8,234,362	65,743,262
2016	22,705,000	6,475,847		4,381,290		10,345,375	20,380,000	11,821,989	76,109,501
2017	23,820,000	5,366,198		4,381,290	19,515,000	10,345,375	21,090,000	11,602,112	96,119,975
2018	40,330,000	4,206,472		4,381,290	20,390,000	9,471,175	7,515,000	10,611,612	96,905,549
2019	42,395,000	2,139,810		4,381,290	21,315,000	8,543,625	7,850,000	10,275,863	96,900,588
2020			28,495,000	4,381,290	22,345,000	7,517,375	8,205,000	9,923,362	80,867,027
2021			29,870,000	3,004,925	23,395,000	6,467,425	8,575,000	9,553,113	80,865,463
2022			31,345,000	1,532,650	24,485,000	5,373,975	8,965,000	9,164,362	80,865,987
2023					25,695,000	4,165,250	33,195,000	8,756,113	71,811,363
2024					26,995,000	2,863,388	34,805,000	7,148,862	71,812,250
2025					28,410,000	1,450,900	36,380,000	5,567,000	71,807,900
2026							67,935,000	3,875,000	71,810,000
2027							11,260,000	563,000	11,823,000
2028									
Total	375,730,000	148,914,583	89,710,000	50,431,588	212,545,000	87,895,568	278,790,000	110,802,213	1,354,818,952

THIS PAGE INTENTIONALLY LEFT BLANK

**COMMONWEALTH OF KENTUCKY TRANSPORTATION CABINET
NOTES TO FINANCIAL STATEMENTS
JUNE 30, 2016**

Composition of Outstanding GARVEE Lease Rental Commitments
as of June 30, 2016
(Dollar Amounts in Thousands)



THIS PAGE INTENTIONALLY LEFT BLANK

**COMMONWEALTH OF KENTUCKY TRANSPORTATION CABINET
NOTES TO FINANCIAL STATEMENTS
JUNE 30, 2016**

Commitments and contingencies, continued:

D) Kentucky Public Transportation Infrastructure Authority (KPTIA)

The KPTIA was created in 2009 by the Extraordinary Session of the General Assembly through the enactment of KRS 175B and authorized to construct, reconstruct, operate, finance and manage highway projects that are either part of the designated federal interstate system or built to the standards of the interstate system that would be designated as a mega-project by the Federal Highway Administration. Projects can be within the Commonwealth or connecting the Commonwealth with Indiana and developed through a bi-state development agreement. KPTIA is currently working with the Transportation Cabinet to develop the Downtown Portion of the Louisville Southern Indiana Ohio River Bridges Project (Project). During Fiscal Year 2016 the Cabinet continued its support of KPTIA with project oversight of construction activities and administrative support. More detailed information about the Project is available at <http://www.bridgesauthority.com/>.

E) Litigation

As of June 30, 2016, the Cabinet had been named as defendant in legal actions. The Cabinet's General Counsel estimates that \$731,854 represents a probable liability. There is no liability on the balance sheet for these amounts; however, there are provisions in the appropriations act that would provide for the funding of a legal judgment.

F) Worker's Compensation Program

The Cabinet is self insured for worker's compensation insurance provided to the employees of the Cabinet. The fund carries reinsurance coverage for large individual incident claims between \$1,000,000 and \$10,000,000. A designated third party administrator processes and reports all claims and also services the losses incurred by the Fund.

The Cabinet is also a member of the statewide Worker's Compensation Program, which covers pre-existing conditions to protect employers from having to pay for injuries not sustained in their employ, or more than once for disabilities sustained in their employ, or more than once for disabilities resulting from the same accident.

At June 30, 2016, the Cabinet's Worker's Compensation Program's administrator has established an unpaid claims liability of (\$31,649,485) to cover existing and incurred and not yet reported claims. This liability is funded from the Road Fund on a year-to-year basis through the budget process and no long-term liability is reflected on the balance sheet.

**COMMONWEALTH OF KENTUCKY TRANSPORTATION CABINET
NOTES TO FINANCIAL STATEMENTS
JUNE 30, 2016**

NOTE 5 SPECIAL DEPOSIT TRUST FUND

The Transportation Cabinet's share of special and refundable deposits as of June 30, 2016 were:

Special Plate Holding Account	\$	1,956,112
IRP County Share		27,477,231
IRP Out of State Share		5,345,245
Cash Bonds		9,211,665
Special Collegiate Plate		310,844
Guaranty & Miscellaneous Deposits		2,210,693
Operators Lic County Share		408,911
 TOTAL		 <u><u>\$ 46,920,701</u></u>

These amounts represent funds received by the Transportation Cabinet and held in a fiduciary capacity pending distribution to other political subdivisions or third parties. This amount is not included on the balance sheet of the annual financial statements.

NOTE 6 OTHER SPECIAL REVENUE FUNDS

The Kentucky Airport Loan Fund, administered by Transportation's Department of Aviation, aids local airport boards that experience difficulty in obtaining funds locally for facility improvements. Fund availability as of June 30, 2016, was \$899,241.30 and is not represented in the Balance Sheet.

NOTE 7 OTHER SIGNIFICANT EVENTS

A) Road Fund Tax Base Changes

KRS138.220 establishes the Commonwealth's motor fuel tax. The tax is comprised of a set user tax of five cents per gallon on fuel purchased plus a variable tax based on the average wholesale price (awp) of fuel. The 2015 General Assembly enacted legislation with the passage of H.B 299, which established a new statutory awp floor of \$2.177 per gallon effective April 1, 2015. This legislation increased the motor fuel tax from 21.1 cents per gallon to 24.6 cents per gallon and fundamentally changed the manner in which motor fuel tax rates are calculated. While motor fuel taxes have a fixed and variable rate component: prior to H.B. 299, the variable component of the tax was calculated and imposed on a quarterly basis. The new legislation calculates the awp on an annual basis and limits the decline to either 90% of the awp in effect at the close of the previous fiscal year or the statutory floor, whichever is higher. Some specific provisions of this legislation are: (1) For Fiscal Year 2016, the awp will be the new wholesale floor price; (2) On or before June 1, 2016 and on or before each June 1 thereafter, an "annual survey value" will be calculated for the current fiscal year. This annual value will be determined by averaging the awp quarterly survey values for a fiscal year as determined through continued regular surveys conducted by the Kentucky Department of Revenue; (3) Effective July 1, 2016, and each July thereafter, the awp used to calculate the tax rate will be the annual survey value described above; and (4) Changes in the annual survey value from one fiscal year to the next are subject to +/- 10% change in the awp in

effect at the close of the previous fiscal year. However, the effective awp can at no point and time, be lower than the new \$2.177 per gallon statutory awp floor.

The following table displays the recent history of changes to the motor fuel tax rate in Kentucky:

KENTUCKY GASOLINE MOTOR FUEL TAX RATE HISTORY
(rates below reflect cents per gallon)

Effective	Gasoline Tax Rate KRS 138.220(1)	Motor Fuel User Tax KRS 138.220(2)	Total Motor Fuel Tax	Comments
1986-6/30/2004	\$1.11 X 9% = 10 cents	5 Cents	15 Cents	\$1.11 was the awp floor from 1986-2004
7/1/2004 (FY 2005)	\$1.22 X 9% = 11 cents	5 Cents	16 Cents	Effective 7/1/2005 awp floor made permanent by HB267 2005 Reg Session of the General Assembly
7/1/2005 (FY 2006)	\$1.34 X 9% = 12.1 cents	5 Cents	17.1 Cents	Effective 7/1/2006 awp floor made permanent by HB380 2006 Reg Session of the General Assembly
7/1/2006 (FY 2007)	\$1.47 X 9% = 13.3 cents	5 Cents	18.3 Cents	
7/1/2007 (FY 2008)	\$1.62 X 9% = 14.6 cents	5 Cents	19.6 Cents	
7/1/2008 (FY 2009) to 9/30/2009	STATUTORY FLOOR \$1.79 X 9% = 16.1 cents	5 Cents	21.1 Cents	Effective April 1, 2009, the awp of \$1.786 became the permanent statutory floor for purposes of applying the statutory motor fuel tax provisions RE: HB374 2009 Reg Session of the General Assembly
10/1/2009 to 12/31/2009 (FY 2010)	\$1.86 X 9% = 16.8 Cents	5 Cents	21.8 Cents	
1/1/2010 to 6/30/2010 (FY2010)	\$1.97 X 9% = 17.7 Cents	5 Cents	22.7 Cents	
7/1/2010 to 9/30/2010 (FY2011)	\$2.17 X 9% = 19.5 Cents	5 Cents	24.5 Cents	
10/1/2010 to 12/31/2010 (FY2011)	\$2.13 X 9% = 19.2 Cents	5 Cents	24.2 Cents	
1/1/2011 to 6/30/2011 (FY2011)	\$2.162 X 9% = 19.5 Cents	5 Cents	24.5 Cents	
7/1/2011 to 6/30/2012 (FY2012)	\$2.378 X 9% = 21.4 Cents	5 Cents	26.4 Cents	
7/1/2012 to 6/30/2013 (FY2013)	\$2.616 X 9% = 23.5 Cents	5 Cents	28.5 Cents	Based on market surveys AWP of \$3.239 in April 2012, July 2012 \$2.80 and January 2013 \$2.67
7/1/2013 to 12/31/2013 (FY2014)	\$2.878 X 9% = 25.9 Cents	5 Cents	30.9 Cents	Based on market survey AWP of \$2.884 in April 2013, July 2013 \$2.927
1/1/2014 to 3/31/2014 (FY2014)	\$2.708 X 9% = 24.4 Cents	5 Cents	29.4 Cents	Based on market survey AWP of \$2.708 in October 2013
4/1/2014 to 6/30/2014 FY2014	2.634 X 9% = 23.7 Cents	5 Cents	28.7 Cents	Based on market survey AWP price of \$2.634 in January 2014

**COMMONWEALTH OF KENTUCKY TRANSPORTATION CABINET
NOTES TO FINANCIAL STATEMENTS
JUNE 30, 2016**

**KENTUCKY GASOLINE MOTOR FUEL TAX RATE HISTORY
(rates below reflect cents per gallon) continued**

7/1/2014 to 9/30/2014 FY2015	2.897 X 9% = 26.1 Cents	5 Cents	31.1 Cents	Based on market survey AWP price of \$3.14 in April 2014
10/1/2014 to 12/31/2014 FY2015	\$2.837 X 9% = 25.5 Cents	5 Cents	30.5 Cents	Based on market survey AWP price of \$2.837 in July 2014
1/1/2015 to 3/31/2015 FY2015	\$2.354 X 9% = 21.2 Cents	5 Cents	26.2 Cents	Based on market survey AWP price of \$2.354 in October 2014
4/1/2015 to 6/30/2015 FY2015	Statutory Floor \$2.177 X 9% = 19.6 Cents	5 Cents	24.6 Cents	Effective April 1, 2015 AWP floor made permanent by HB299 enacted by 2015 Reg Session of the GA
7-1-2015 to 6-30-2016 (FY2016)	\$2.177 X 9% = 19.6 Cents	5 Cents	24.6 Cents	Per provisions of HB299 enacted by 2015 Reg Session of the GA

- The above tax rates are exclusive of 1.4 cents per gallon tax dedicated for the Petroleum Environmental Assurance Fee – Therefore, the “Gasoline Tax” paid by citizens is 26.0 cents per gallon.
 - Fuel Surtax Rates effective 4/1/2015 (2% of AWP for Gas and 4.7% of AWP for Diesel): RE: KRS 138.660(2)
 - Gas – 4.35 cents
 - Diesel – 10.23 cents
- **Other Info:**
 - KY special fuel tax rate is 3 cents less than gasoline (User’s Tax is 2 cents instead of 5 cents)
 - Federal Fuel Tax Rates – Gas 18.4 and Diesel 24.4
 - The following amounts are approximates:

Breakout	Gas	Diesel
Hwy Trust Fd	15.44	21.44
Mass Tran	2.86	2.86
LUST	.01	.01

THIS PAGE INTENTIONALLY LEFT BLANK

**ROAD FUND
REVENUE RECEIPTS**

**ROAD FUND
TOTAL RECEIPTS**

Fiscal Year	Receipts	Percent Change
2015-16	\$ 1,482,541,977	-2.9
2014-15	1,526,738,659	-2.4
2013-14	1,564,683,153	4.6
2012-13	1,491,623,669	3.3
2011-12	1,443,773,845	7.7
2010-11	1,340,210,289	11.0
2009-10	1,205,570,266	1.1
2008-09	1,191,982,894	-5.6
2007-08	1,262,779,549	3.0
2006-07	1,225,943,515	5.2

MOTOR FUELS NORMAL TAXES

Fiscal Year	Receipts	Percent Change
2015-16	\$630,965,651	-11.7
2014-15	714,460,644	-4.7
2013-14	750,017,965	5.5
2012-13	711,067,363	5.7
2011-12	672,823,749	8.4
2010-11	620,727,293	12.0
2009-10	555,580,291	5.8
2008-09	524,888,031	2.7
2007-08	510,995,618	8.0
2006-07	473,245,717	-0.2

MOTOR FUELS NORMAL USE AND SURTAX

Fiscal Year	Receipts	Percent Change
2015-16	\$ 58,925,360	-56.3
2014-15	134,896,022	-0.3
2013-14	135,342,577	6.8
2012-13	126,735,201	8.4
2011-12	116,885,840	4.7
2010-11	111,686,939	12.0
2009-10	99,814,565	2.6
2008-09	97,288,275	-0.2
2007-08	97,501,444	8.0
2006-07	89,921,643	67.9

MOTOR VEHICLE USAGE TAX

Fiscal Year	Receipts	Percent Change
2015-16	\$ 442,172,008	11.9
2014-15	395,210,736	-3.4
2013-14	409,096,169	3.4
2012-13	395,500,869	2.0
2011-12	387,815,465	10.1
2010-11	352,371,959	16.0
2009-10	304,033,388	-0.03
2008-09	304,135,002	-18.4
2007-08	372,656,227	-1.0
2006-07	377,321,335	1.91

ROAD FUND REVENUE RECEIPTS

PASSENGER CAR REGISTRATION

Fiscal Year	Receipts	Percent Change
2015-16	\$ 43,264,384	-4.5
2014-15	45,280,688	2.6
2013-14	44,151,779	7.8
2012-13	40,954,846	0.9
2011-12	40,584,205	8.7
2010-11	40,233,330	0.7
2009-10	39,946,324	0.8
2008-09	39,643,539	-4.9
2007-08	41,692,185	36.0
2006-07	32,340,478 *	25.7

MOTOR VEHICLE RENTAL USAGE TAX

Fiscal Year	Receipts	Percent Change
2015-16	\$ 42,698,212	13.2
2014-15	37,709,194	10.9
2013-14	34,013,496	7.7
2012-13	31,584,702	7.5
2011-12	29,372,697	0.7
2010-11	29,167,706	1.61
2009-10	28,704,568	-11
2008-09	32,230,983	-3.0
2007-08	33,189,885	-2.0
2006-07	33,863,836	7.4

TOLLS

Fiscal Year	Receipts	Percent Change
2015-16	-	0
2014-15	-	0
2013-14	-	0
2012-13	-	0
2011-12	-	0
2010-11	-	0
2009-10	-	0
2008-09	-	0
2007-08	-	-100
2006-07	3,721,360 **	-40.9

WEIGHT DISTANCE

Fiscal Year	Receipts	Percent Change
2015-16	\$ 81,375,028	2.8
2014-15	79,147,533	2.9
2013-14	76,894,805	2.6
2012-13	74,935,016	-0.2
2011-12	75,111,565	1.5
2010-11	73,983,781	5.0
2009-10	70,498,757	-7.0
2008-09	75,444,283	-11.0
2007-08	84,353,543	-1.3
2006-07	85,435,610	0.12

*Changes to KRS 186.050 enacted in FY2006 restructured the annual registration fees levied on motor vehicles weighing between six and ten thousand pounds. The net effect was an increase in the number of vehicles subject to the passenger car registration fees.

**Effective November 2006, the tolls were removed from the William H. Natcher and Audubon Parkways. Thus reducing, Road Fund receipts by approximately \$2,800,000 in Fiscal Year 2007. These were the last remaining toll facilities in the Commonwealth.

**ROAD FUND
REVENUE RECEIPTS**

INTEREST INCOME

Fiscal Year	Receipts	Percent Change
2015-16	\$ 2,475,981	-15.0
2014-15	2,913,784	-27.1
2013-14	3,997,826	902.6
2012-13	(398,745)	-87.1
2011-12	3,081,180	54.4
2010-11	1,995,228	-45.0
2009-10	3,633,987	-66.0
2008-09	10,661,790	-45.0
2007-08	19,460,549	21.2
2006-07	16,055,028	109.3

TRUCK REGISTRATION

Fiscal Year	Receipts	Percent Change
2015-16	\$ 64,113,535	7.4
2014-15	59,712,827	8.1
2013-14	55,236,529	-1.2
2012-13	55,886,333	-1.0
2011-12	61,815,087	18.2
2010-11	52,313,665	1.0
2009-10	51,818,350	-3.2
2008-09	53,502,586	15.7
2007-08	46,244,074	-28.0
2006-07	63,976,269	-1.91

MOTOR VEHICLE OPERATOR'S LICENSE

Fiscal Year	Receipts	Percent Change
2015-16	\$ 17,980,345	1.7
2014-15	17,679,805	-1.3
2013-14	17,914,750	7.5
2012-13	16,663,675	1.8
2011-12	16,370,529	11.4
2010-11	16,351,807	-1.1
2009-10	16,538,125	2.7
2008-09	16,120,776	1.1
2007-08	15,940,500	-2.4
2006-07	16,340,138	5.1

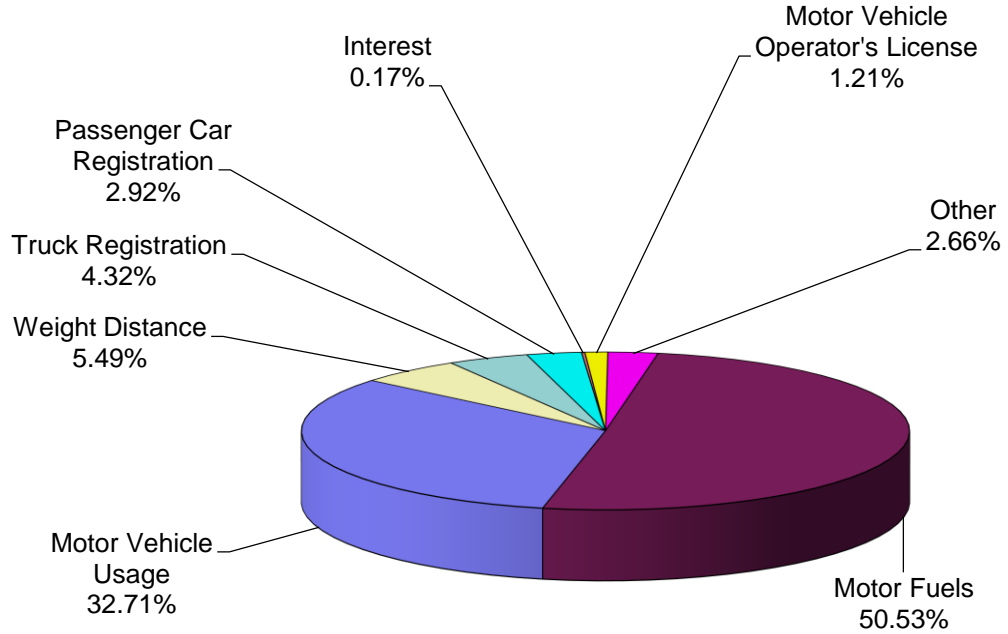
OTHER REVENUE RECEIPTS

Fiscal Year	Receipts	Percent Change
2015-16	\$ 39,362,114	-0.9
2014-15	39,727,426	4.5
2013-14	38,017,257	-12.7
2012-13	38,694,409	-3.0
2011-12	39,913,528	-3.5
2010-11	41,378,582	14.2
2009-10	35,001,912	-8.1
2008-09	38,067,930	-6.6
2007-08	40,745,524	14.0
2006-07	33,722,101	-14.9

THIS PAGE INTENTIONALLY LEFT BLANK

ROAD FUND REVENUE RECEIPTS

FY16 Road Fund Receipts



Total Receipts: \$1,482,541,977

Two Year Comparison of Road Fund Receipts

<u>Receipt Source</u>	<u>FY2016 Amount</u>	<u>FY2015 Amount</u>	<u>Increase (Decrease)</u>
Motor Fuels	\$ 749,100,370	\$ 849,356,666	-11.8%
Motor Vehicle Usage	484,870,220	432,919,930	12.0%
Weight Distance	81,375,028	79,147,533	2.8%
Truck Registration	64,113,535	59,712,827	7.4%
Passenger Car Registration	43,264,384	45,280,688	-4.5%
Interest	2,475,981	2,913,784	-15.0%
Motor Vehicle Operator's License	17,980,345	17,679,805	1.7%
Other	39,362,114	39,727,426	-0.9%
Total	\$ 1,482,541,977	\$ 1,526,738,659	-2.9%

THIS PAGE INTENTIONALLY LEFT BLANK.

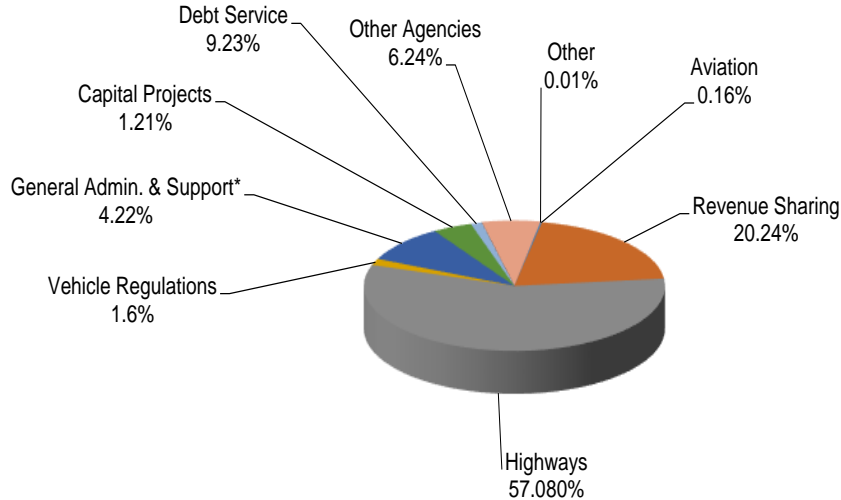
**COMPOSITION OF
ROAD FUND
OTHER REVENUE RECEIPTS
JUNE 30, 2016**

REVENUE NAME	REVENUE AMOUNT	% OF TOTAL
General Sales and Fees to Public	\$ 8,659,300	22.1%
Highway Special Permits	7,081,520	18.0%
Motor Carrier Identification	5,588,292	14.2%
Motor Vehicle Title Fees	5,244,470	13.4%
Penalties and Interest and Reinstatement Fees	1,284,277	3.3%
U Drive It License and Permits	1,957,918	5.0%
Permits and Licenses	4,861,519	12.4%
Proceeds from Recyclable Sales	654,808	1.7%
Asset Depositions	1,043,284	2.7%
Overweight Coal Truck Decals	283,942	0.7%
Unredeemed Treasury Checks	200,751	0.5%
Property Damages (Reimbursements)	837,611	2.1%
Refund Prior Year Expenditures	229,712	0.6%
Logo Receipts	708,460	1.8%
Other	626,250	1.6%
TOTAL	\$ 39,262,114	100.00%

THIS PAGE INTENTIONALLY LEFT BLANK

ROAD FUND EXPENDITURES

Expenditures by Appropriations Units Fiscal Year 2016



Total Expenditures: \$1,625,465,751

* Includes \$6.4 million for debt service on Transportation Office Building.

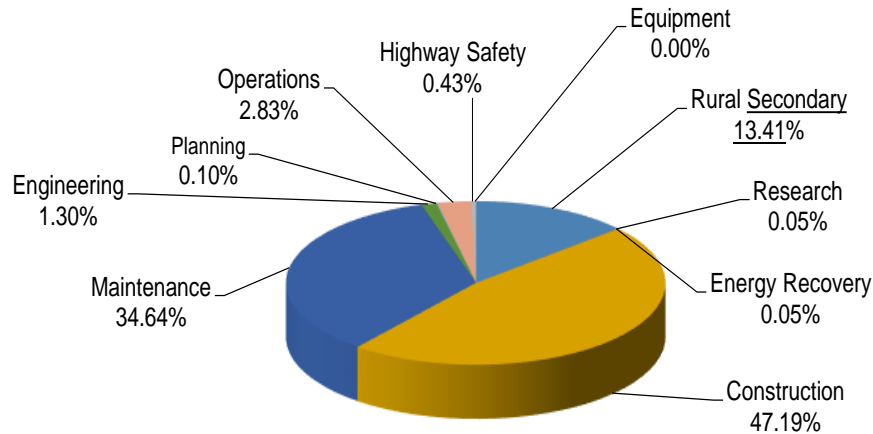
Two Year Comparison of Expenditures by Appropriation Units

Appropriation Unit	FY2016 Amount	FY2015 Amount	Increase (Decrease)
Aviation	\$ 2,660,409	\$ 2,582,388	3.0%
Revenue Sharing	\$ 328,982,082	\$ 390,411,077	-15.7%
Highways	\$ 927,816,169	\$ 981,503,266	-5.5%
Vehicle Regulations	\$ 25,971,820	\$ 25,279,658	2.7%
Debt Service	\$ 150,045,550	\$ 149,595,679	0.3%
General Admin. & Support*	\$ 68,663,921	\$ 68,610,107	0.1%
Capital Projects	\$ 19,688,000	\$ 6,750,000	191.7%
Other Agencies	\$ 101,489,243	\$ 100,301,100	1.2%
Other	\$ 148,557	\$ 1,310,946	-88.7%
Total	\$ 1,625,465,751	\$ 1,726,344,221	-5.8%

THIS PAGE INTENTIONALLY LEFT BLANK.

ROAD FUND EXPENDITURES

Highway Expenditures Fiscal Year 2016



Total Highway Expenditures: \$1,072,126,832

Two Year Comparison of Highway Expenditures by Allotment Units

Allotment Unit	BFY 2016 Amount	BFY 2015 Amount	Increase (Decrease)
Rural Secondary	143,742,648	185,042,951	-22.3%
Energy Recovery	568,015	2,628,779	-78.4%
Research	550,374	290,000	89.8%
Construction	505,896,912	541,326,184	-6.5%
Maintenance	371,373,883	390,929,564	-5.0%
Engineering	13,930,055	13,636,354	2.2%
Planning	1,119,817	1,133,570	-1.2%
Operations	30,309,751	29,570,585	2.5%
Highway Safety	4,635,377	4,617,009	0.4%
Total	\$ 1,072,126,832	\$ 1,169,174,996	-8.3%

THIS PAGE INTENTIONALLY LEFT BLANK

COMMONWEALTH OF KENTUCKY TRANSPORTATION CABINET
HISTORICAL AVAILABLE ROAD FUND REVENUES,
EXPENSES, AND PAYMENT OF LEASE RENTALS (Note 1a)
(\$ AMOUNTS IN THOUSANDS)
FOR THE FISCAL YEAR ENDED JUNE 30

	2012	2013	2014	2015	2016
AVAILABLE ROAD FUND REVENUES					
TAXES:					
Motor Fuels (1b)	438,035	461,659	485,972	467,503	416,573
Vehicle Usage (1c)	417,188	427,086	443,110	432,920	484,870
Weight Distance Tax	76,584	75,689	78,244	80,494	82,676
TRUCK LICENSES AND FEES	72,349	69,159	67,159	76,228	77,930
PASSENGER VEHICLE LICENSES AND FEES	44,950	45,436	45,742	46,940	48,078
MOTOR VEHICLE OPERATORS LIC	15,683	15,883	15,941	15,756	15,940
INTEREST INCOME	3,081	(399)	3,998	2,914	2,476
OTHER (1d)	21,543	18,403	18,176	18,447	18,916
TOTAL AVAILABLE ROAD FUND REVENUES	1,089,413	1,112,916	1,158,342	1,141,202	1,147,459
OPERATING & MAINTENANCE EXPENSES					
Personnel Costs	186,596	196,979	202,258	219,460	232,932
Personal Service	9,769	11,704	12,131	11,251	9,623
Operating Expenses	177,817	163,350	171,199	199,130	182,253
Grants	759	76	161	4	3
Debt Service	0	0	0		
Capital Outlay	4,096	4,375	539	598	1,389
Capital Construction	2,211	1,831	1,017	1,034	3,807
Highway Materials	54,162	45,200	54,327	81,508	58,796
Other Agency Cost (1e)	86,233	93,746	96,169	100,301	101,489
TOTAL OPERATING & MAINTENANCE EXPENSES	521,643	517,261	537,801	613,286	590,292
NET AVAILABLE ROAD FUND REVENUES	567,770	595,655	620,541	527,916	557,167
LEASE RENTALS (1f & 1g)					
Turnpike Authority of KY					
Toll Road Project	0	0	0		
Economic Development Road Project	99,772	135,379	142,416	149,596	150,045
Resource Recovery Road Project	0	0	0		
State Property and Buildings Commission					
Project 73 (4th)	6,696	5,844	6,797	6,401	6,687
AVIS & AVIATION	4,141	4,141	4,142	4,969	4,963
C1 Garage	0	0	0		66
TOTAL LEASE RENTALS	110,609	145,364	153,355	160,966	161,761
GROSS COVERAGE (1h)	9.8492	7.6561	7.5533	7.0897	7.0935
NET COVERAGE (1h)	5.1331	4.0977	4.0464	3.2797	3.4444

The accompanying notes to the supplementary information are an integral part of this schedule.

This table illustrates the Transportation Cabinet's historical total available Road Fund obligations for the past five Fiscal Years. Motor fuel revenues are shown net of the required allocations for urban roads and streets, for rural and secondary roads, for county roads and bridges, and for the Kentucky Transportation Center. License, fees and permit revenues are shown net of required allocations for the Energy Recovery Road Fund and the restricted portions of regular and motorcycle operator's license fees. Operating and maintenance expenses reflect only those related to Commonwealth highway and highway-related projects from the Road Fund.

**COMMONWEALTH OF KENTUCKY TRANSPORTATION CABINET
EXPENSES BY OBJECT WITHIN PROGRAMS (NOTE 2)
GENERAL FUND
JULY 1, 2015 TO JUNE 30, 2016**

	PERSONNEL COSTS	PERSONAL SERVICE CONTRACTS	OPERATING EXPENSE	GRANTS
PUBLIC TRANSPORTATION				
EA51 MULTIMODAL SYS PLANNING		349,781	75,000	
EA52 MASS TRANSP CONSTRUCTION				5,375,297
TOTAL PUBLIC TRANSPORTATION		349,781	75,000	5,375,297
GENERAL ADMINISTRATION AND SUPPORT				
OFFICE OF SECRETARY				
KA21 SECRETARY'S OFFICE				500,000
				500,000
TOTAL GENERAL FUND CURRENT YEAR		349,781	75,000	5,875,297

DEBT SERVICE	CAPITAL OUTLAY	CAPITAL CONSTRUCTION	HIGHWAY MATERIALS	TOTAL	FUNC
				424,781	EA51
				5,375,297	EA52
				<hr/>	
				5,800,078	
				<hr/>	
				500,000	KA21
				<hr/>	
				500,000	
				<hr/>	
				6,300,078	
				<hr/> <hr/>	

**COMMONWEALTH OF KENTUCKY TRANSPORTATION CABINET
EXPENSES BY OBJECT WITHIN PROGRAMS (NOTE 2)
CAPITAL PROJECTS FUND
JULY 1, 2015 TO JUNE 30, 2016**

EMARS FUND	PROJECT NAME	PERSONNEL COSTS	OPERATING EXPENSE	GRANTS
C3PJ	LARUE CO MAINT FAC & SALT STOR STRUC			
C3PK	SPENCER CO MAINT FAC & SALT STOR STRUC			
C44V	REPLACE AUTOMATED VEHICLE INFO SYS (AVIS)			
C526	OVERWT/OVER-DIMENSIONAL PERMIT & ROUT SYS			
C5P1	AVIATION DEVELOPMENT PROJECTS			
C5P3	Purchase TRNS*PORT Upgrade			
C5P6	TRANS ENTERPRISE DATA WAREHOUSE			
C5PC	PURCHASE POINTS UPGRADE			
C5V9	HVAC - PADUCAH OFFICE			
C5VA	HVAC - GEO-TECH OFFICE BLDG			
C60K	RESTORATION OF HISTORIC ROSEWELL HOUSE (LSIORB)			
C6CG	CONST HENDERSON COUNTY MAINT FACILITY&SALT STOR			
C6CJ	CONST MENIFEE CO MAINT FACILITY & SALT STORAGE			
C6CK	CONST NICHOLAS CO MAINT FACILITY&SALT STORAGE			
C6CL	CONST HARRISON CO MAINT FACILITY&SALT STORAGE			
C6CM	CONST MUHLENBERG CO MAINT FACILITY & SALT STOR			
C6HR	CCA RUNWAY SAFETY AREA IMPROVE & TAXIWAY CONST			
C6JZ	LAKE BARKLEY STATE RESORT PARK AIRPORT RUNWAY REPR			
C6NN	OLDHAM COUNTY REST AREA FACILITIES			
C6NV	SHELBY COUNTY WEIGH STATION			
C6Q8	SECTION OFFICES-ROUND 3 PHASE A			
C6QD	SECTION OFFICES- BOYLE COUNTY			
C6QF	SECTION OFFICES-CHRISTIAN COUNTY			
C6QG	SECTION OFFICES-ALLEN COUNTY			
C6QH	SECTION OFFICES-WHITLEY COUNTY			
C6U0	CCA PARTIAL CONCRETE APRON REHAB			
C70D	LAKE CUMBERLAND STATE PARK ROAD MAINTENANCE			
C71G	WHITLEY CO. REST AREA PUMP STATION - DESIGN			
C71V	BREATHITT CO. MAINT.GARAGE ENVIRONMENTAL COMP			
C71X	WILKINSON BLVD MAINT. GARAGE ENVIRONMENTAL COMP			
C77W	AIRCRAFT MAJOR MAINT. POOL - 2014-2016			
C77X	VARIOUS ENVIRONMENTAL COMPLIANCE - 2014-2016			
C77Y	ROAD MAINT. PARKS - 2014-2016			
C77Z	REPAIR LOADOMETER & REST AREAS - 2014-2016			
C780	CONSTRUCT JACKSON (D-10) DISTRICT OFFICE			
C782	CONSTRUCT C-1 GARAGE			
C783	MAINTENANCE POOL - 2014-2016			

DEBT SERVICE	CAPITAL OUTLAY	CAPITAL CONSTRUCTION	HIGHWAY MATERIALS	TRANSFERS	TOTAL	EMARS FUND
				19,890	19,890	C3PJ
				19,167	19,167	C3PK
		(2,201,345)			(2,201,345)	C44V
				144,040	144,040	C526
		69,038			69,038	C5P1
		1,162,008			1,162,008	C5P3
		227,345			227,345	C5P6
		18,800			18,800	C5PC
				26,682	26,682	C5V9
					-	C5VA
		12,175			12,175	C60K
		53,916			53,916	C6CG
		626,367			626,367	C6CJ
		10,022			10,022	C6CK
		88,469			88,469	C6CL
		58,009			58,009	C6CM
				93,639	93,639	C6HR
				5,278	5,278	C6JZ
		1,950			1,950	C6NN
		19,964			19,964	C6NV
		87,439			87,439	C6Q8
		151,002			151,002	C6QD
		317,852			317,852	C6QF
		284,796			284,796	C6QG
		300			300	C6QH
				4,302	4,302	C6U0
		73,978			73,978	C70D
		47,949			47,949	C71G
		4,723			4,723	C71V
		58,247			58,247	C71X
		612,468			612,468	C77W
		734,758		328,062	1,062,820	C77X
				1,388,029	1,388,029	C77Y
		298,375		548,050	846,425	C77Z
		318,921			318,921	C780
		467,306			467,306	C782
		2,000,171		1,277,000	3,277,171	C783

**COMMONWEALTH OF KENTUCKY TRANSPORTATION CABINET
EXPENSES BY OBJECT WITHIN PROGRAMS (NOTE 2)
CAPITAL PROJECTS
JULY 1, 2015 TO JUNE 30, 2016**

EMARS FUND	PROJECT NAME	PERSONNEL COSTS	OPERATING EXPENSE	GRANTS
C784	CONSTRUCT MANCHESTER (D-11) DISTRICT OFFICE			
C785	WEIGH STATION PREVENTATIVE MAINT.			
C788	CLOUD CONCRETE OIL-WATER SEPARATORS			
C78E	PIKEVILLE EQUIPMENT & REPAIR GARAGE			
C7P1	HVAC ELIZABETHTOWN DISTRICT OFFICE			
C7PM	REPLACE OVERHEAD DOORS & EMER REPAIRS 2014-2016			
C7SY	BOONE COUNTY REST AREA BUILDING REPAIRS			
C7UH	SIMPSON COUNTY REST AREA			
C7UU	ROUGH RIVER PARK ROAD MAINTENANCE			
C7UV	JENNY WILEY PARK ROAD			
C7WG	TRIMARC BUILDING EXTENSION PROJECT			
C7ZC	WHITLEY COUNTY REST AREA PUMP STATION-CONSTRUCTION			
C7ZD	BIG BONE LICK STATE PARK			
C806	CARTER CAVES STATE PARK			
C80M	LETCHER COUNTY SEPTIC SYSTEM REPLACEMENT			
C827	BARREN RIVER STATE PARK			
C82B	CARTER CAVE STATE PARK ROADS - VARIOUS			
C82F	ROWAN COUNTY WEIGH STATION			
C83F	LAUREL COUNTY TRUCK REST HAVEN			
C83Q	HART COUNTY REST AREA			
C848	BOONESBOROUGH STATE PARK PAVEMENT REPAIR			
C849	GREENBO STATE PARK GUARDRAIL REPAIR			
C84A	LEVI JACKSON STATE PARK GUARDRAIL REPAIR			
C84Z	JENNY WILEY UPPER COTTAGES ROAD & DRIVES			
C853	CARTER CAVE STATE PARK RESURFACING			
C861	PINE MOUNTAIN STATE PARK ROAD IMPROVEMENTS			
C862	GREEN RIVER STATE PARK ROAD RESURFACING			
TOTAL CAPITAL PROJ FUND CURRENT YR		-	-	-

DEBT SERVICE	CAPITAL OUTLAY	CAPITAL CONSTRUCTION	HIGHWAY MATERIALS	TRANSFERS	TOTAL	EMARS FUND
		32,616			32,616	C784
				53	53	C785
		6,350			6,350	C788
				37,621	37,621	C78E
		89,974			89,974	C7P1
		359,784			359,784	C7PM
		237,937			237,937	C7SY
		7,371			7,371	C7UH
		559,485			559,485	C7UU
		114,948			114,948	C7UV
		397,611			397,611	C7WG
		676,268			676,268	C7ZC
		8,317			8,317	C7ZD
		789		2,711	3,500	C806
		36,415			36,415	C80M
		1,782			1,782	C827
		42,862		13,138	56,000	C82B
		19,399			19,399	C82F
		5,435		45,100	50,535	C83F
		10,630			10,630	C83Q
		6,665			6,665	C848
		9,827			9,827	C849
				15,000	15,000	C84A
		29,894			29,894	C84Z
		53,761			53,761	C853
				30,000	30,000	C861
				6,900	6,900	C862
-	-	8,313,123	-	4,004,662	12,317,785	

**COMMONWEALTH OF KENTUCKY TRANSPORTATION CABINET
EXPENSES BY OBJECT WITHIN PROGRAMS (NOTE 2)
ROAD FUND
JULY 1, 2015 TO JUNE 30, 2016**

	PERSONNEL COSTS	PERSONAL SERVICE CONTRACTS	OPERATING EXPENSE	GRANTS
FINANCE AND ADMINISTRATION CABINET				
OFFICE OF ADMINISTRATIVE SERV				
DPSX FIN-TRANSPORT POSTAL SERV	50,023		276,588	
TOTAL OFFICE OF SECRETARY	50,023		276,588	
OFFICE OF SECRETARY				
BA00 FINANCE-DEBT SERVICE	245,900		75,000	
TOTAL OFFICE OF ADMIN SERV	245,900		75,000	
DEPARTMENT OF REVENUE				
RSLX MISCELLANEOUS TAXES	1,516,272		1,008,728	
RPVX - DIVISION OF STATE VALUATION	313,451		132,149	
TOTAL DEPARTMENT OF REVENUE	1,829,723		1,140,877	
TOTAL FINANCE AND ADMIN CABINET	2,125,646		1,492,465	
JUSTICE AND PUBLIC SAFETY CABINET				
DEPT OF STATE POLICE				
DD11 STATE POLICE OPERATIONS	66,307,138	1,250,404	12,111,363	11,046
TOTAL STATE POLICE OPERATIONS	66,307,138	1,250,404	12,111,363	11,046
KENTUCKY VEHICLE ENFORCEMENT				
VE00 VEHICLE ENFORCEMENT	7,637,766	1,755	2,845,531	
VMCS MOTOR CARRIER SAFETY ASST PROG	1,820,640		134,885	455
TOTAL KENTUCKY VEHICLE ENFORCEMENT	9,458,406	1,755	2,980,416	455
TOTAL JUSTICE AND PUBLIC SAFETY CABINE	75,765,544	1,252,159	15,091,779	11,501
OFFICE OF STATE TREASURY				
TREASURY-GENERAL ADMINISTRATIVE				
DA00 TREASURY GENERAL ADMINISTRATIVE	17,142		227,542	
TOTAL TREASURY GENERAL ADMINISTRATI	17,142		227,542	
TOTAL OFFICE OF STATE TREASURY	17,142		227,542	
GOVERNOR'S OFFICE OF HOMELAND SECURITY				
HS00 HOMELAND SECURITY	199,450			63,050
TOTAL HOMELAND SECURITY	199,450			63,050
TOTAL GOV OFF OF HOMELAND SECURITY	199,450			63,050
KENTUCKY ARTISAN CENTER AT BEREA				
AC00 ARTISAN CENTER	410,500			
TOTAL KY ARTISAN CENTER	410,500			
TOTAL OTHER AGENCIES	78,518,282	1,252,159	16,811,786	74,551

DEBT SERVICE	CAPITAL OUTLAY	CAPITAL CONSTRUCTION	HIGHWAY MATERIALS	TRANSFERS	TOTAL	FUNC
	102,389				429,000	DPSX
	102,389				429,000	
					320,900	BA00
					320,900	
					2,525,000	RSLX
					445,600	RPVX
					2,970,600	
	102,389				3,720,500	
	4,315,217	2,152	280		83,997,600	DD11
	4,315,217	2,152	280		83,997,600	
	369,545				10,854,597	VE00
	37,623				1,993,603	VMCS
	407,168				12,848,200	
	4,722,385	2,152	280		96,845,800	
	5,259				249,943	DA00
	5,259				249,943	
	5,259				249,943	
					262,500	HS00
					262,500	
					262,500	
					410,500	AC00
					410,500	
	4,830,033	2,152	280		101,489,243	

**COMMONWEALTH OF KENTUCKY TRANSPORTATION CABINET
EXPENSES BY OBJECT WITHIN PROGRAMS (NOTE 2)
ROAD FUND
JULY 1, 2015 TO JUNE 30, 2016**

	PERSONNEL COSTS	PERSONAL SERVICE CONTRACTS	OPERATING EXPENSE	GRANTS
TRANSPORTATION CABINET				
AIR DEVELOPMENT				
BC53 AVIATION ECONOMIC DEVEL				
BE53 AVIATION ADMINISTRATION				
TOTAL AIR DEVELOPMENT				
CAPITAL CITY AIRPORT				
BD01 CAPITAL CITY AIRPORT	511,370	60,869	245,069	185
TOTAL CAPITAL CITY AIRPORT	511,370	60,869	245,069	185
TOTAL AIR TRANSPORTATION	511,370	60,869	245,069	185
REVENUE SHARING				
COUNTY ROAD AID				
CA01 COUNTY ROAD AID				1,344,950
CA02 COUNTY ROAD AID-COOP				123,558,491
CA03 COUNTY ROAD AID-COOP EMER				5,649,911
TOTAL COUNTY ROAD AID				130,553,352
RURAL SECONDARY				
CB01 RS EMERGENCY RESERVE	455,786	7,002	1,858,886	
CB04 RS MAINTENANCE				
CB06 RS CONSTRUCTION	1,334,481	16,224	1,442,627	
CB07 RS ADMINISTRATION	903,561		3,097,907	
TOTAL RURAL SECONDARY	2,693,828	23,226	6,399,420	
MUNICIPAL AID				
CC01 MUNICIPAL AID				40,436,177
CC02 MUNICIPAL AID-COOP				12,524,433
CC03 MUNICIPAL AID-COOP EMER				671,681
TOTAL MUNICIPAL AID				53,632,291
ENERGY RECOVERY				
CD01 ENERGY RECOVERY	4,470		26	172,000
TOTAL ENERGY RECOVERY	4,470		26	172,000
COMMISSIONER'S OFFICE				
CF01 COMMISSIONER'S OFFICE	191,626		3,848	
CF02 SPECIAL PROGRAMS	289,532		770	
TOTAL COMMISSIONER'S OFFICE	481,158		4,618	
TOTAL REVENUE SHARING	3,179,456	23,226	6,404,064	184,357,643

DEBT SERVICE	CAPITAL OUTLAY	CAPITAL CONSTRUCTION	HIGHWAY MATERIALS	TRANSFERS	TOTAL	FUNC
						BC53
1,817,886					1,817,886	BE53
1,817,886					1,817,886	
	15,610	9,420			842,523	BD01
	15,610	9,420			842,523	
1,817,886	15,610	9,420			2,660,409	
					1,344,950	CA01
					123,558,491	CA02
					5,649,911	CA03
					130,553,352	
		6,557,278	1,274,362		10,153,314	CB01
		55,480,400			55,480,400	CB04
		70,172,250	1,141,884		74,107,466	CB06
					4,001,468	CB07
		132,209,928	2,416,246		143,742,648	
					40,436,177	CC01
					12,524,433	CC02
					671,681	CC03
					53,632,291	
		391,519			568,015	CD01
		391,519			568,015	
					195,474	CF01
					290,302	CF02
					485,776	
		132,601,447	2,416,246		328,982,082	

**COMMONWEALTH OF KENTUCKY TRANSPORTATION CABINET
EXPENSES BY OBJECT WITHIN PROGRAMS (NOTE 2)
ROAD FUND
JULY 1, 2015 TO JUNE 30, 2016**

	PERSONNEL COSTS	PERSONAL SERVICE CONTRACTS	OPERATING EXPENSE	GRANTS
HIGHWAYS				
RESEARCH				
FA01 RESEARCH		252,354	8,020	
FA02 TRANSPORTATION CENTER			290,000	
TOTAL RESEARCH		252,354	298,020	
CONSTRUCTION				
FD04 CONSTRUCTION	23,914,450	44,291,596	6,183,284	3,832,864
FD05 STATEWIDE RESURFACING	2,436,958	23,354	95,035	
FD07 INDUSTRIAL ACCESS	24,913	12,534	1,868	
FD12 SHORT LINE RAILROAD ASST.	8,648		108	
FD39 SECRETARY'S EMERG/DISCRET FUND	498,357	637,026	582,210	2,815,000
FD51 FHWA - SPECIAL PROJECTS	53,762	331	1,215,530	
FD52 FEDERAL AID PROJECTS	437,575	6,196,927	574,588	411,758
FD54 LOUISVILLE BRIDGE PROJECT	22,850	87,441	5,296	
FDZZ INCIDENTAL JUDGEMENTS			185,000	
TOTAL CONSTRUCTION	27,397,513	51,249,209	8,842,919	7,059,622
MAINTENANCE				
FE01 MAINTENANCE	135,779,664	2,196,465	112,206,006	1,128
FE02 BRIDGE MAINTENANCE	1,654,450	421,137	16,857,755	50
FE03 MAINTENANCE REVOLVING				
FE04 TRAFFIC	15,618,728	276,276	12,693,145	
FE06 MAINT - CAPITAL IMPROVE	21,583		296,095	
FE07 REST AREA MAINTENANCE	7,553,132		2,078,639	
TOTAL MAINTENANCE	160,627,557	2,893,878	144,131,640	1,178
ENGINEERING ADMINISTRATION				
FG01 CONSTRUCTION	1,745,804	61,795	(977)	
FG02 MATERIALS	3,285,378		416,038	
FG03 BRIDGES	517,223		283,500	
FG04 DESIGN	2,505,200	100,306	197,596	
FG07 ENVIRONMENTAL ANALYSIS	786,663	9,023	22,122	547
FG08 RIGHT OF WAY	587,189		189,595	
FG09 PROGRAM MANAGEMENT	1,539,778		9,554	
FG11 PLANNING	612,916		27,032	
FG14 PROFESSIONAL SERVICES	704,521	18,929	5,798	
TOTAL ENGINEERING ADMIN	12,284,672	190,053	1,150,258	547
PLANNING				
FH01 DISTRICT OVERHEAD PLANNING	123,230		33,853	
FH02 HIGHWAYS PLANNING	(264)		3,894	
FH03 METROPOLITAN PLANNING		142,966		
FH06 AREA DEVELOP DIST FINANCIAL ASST		810,692		
TOTAL PLANNING	122,966	953,658	37,747	

DEBT SERVICE	CAPITAL OUTLAY	CAPITAL CONSTRUCTION	HIGHWAY MATERIALS	TRANSFERS	TOTAL	FUNC
					260,374	FA01
					290,000	FA02
					550,374	
		278,935,042	705,417		357,862,653	FD04
		79,964,808	449		82,520,604	FD05
		4,908,221			4,947,536	FD07
		1,870,164			1,878,920	FD12
		31,576,195	416,364		36,525,152	FD39
		482,311	450,354		2,202,288	FD51
	3,728	11,671,525	14,056		19,310,157	FD52
	315,300	33,715			464,602	FD54
					185,000	FDZZ
	319,028	409,441,981	1,586,640		505,896,912	
	1,143,728	1,068,921	54,698,606		307,094,518	FE01
		2,554,605	792		21,488,789	FE02
			154,861		154,861	FE03
		73,062	3,815,914		32,477,125	FE04
		70,403	109,594		497,675	FE06
		15,483	13,661		9,660,915	FE07
	1,143,728	3,782,474	58,793,428		371,373,883	
					1,806,622	FG01
			2,352		3,703,768	FG02
		7,063	489		808,275	FG03
	289,746	4,320	110		3,097,278	FG04
					818,355	FG07
		445			777,229	FG08
					1,549,332	FG09
					639,948	FG11
					729,248	FG14
	289,746	11,828	2,951		13,930,055	
			178		157,261	FH01
			5,268		8,898	FH02
					142,966	FH03
					810,692	FH06
			5,446		1,119,817	

**COMMONWEALTH OF KENTUCKY TRANSPORTATION CABINET
EXPENSES BY OBJECT WITHIN PROGRAMS (NOTE 2)
ROAD FUND
JULY 1, 2015 TO JUNE 30, 2016**

	PERSONNEL COSTS	PERSONAL SERVICE CONTRACTS	OPERATING EXPENSE	GRANTS
OPERATIONS				
FJ01 HIGHWAY DISTRICT OPERATIONS	22,610,920	8,941	1,799,828	450
FJ02 ADMINISTRATION EARNINGS-RS			(2,058,400)	
FJ04 OFFICE OF COMMISSIONER	105,876		544	
FJ05 CONTRACT PROCUREMENT	1,964,987		46,662	
FJ06 STATE HIGHWAY ENGINEER	5,540,171	32,720	251,413	
TOTAL OPERATIONS	30,221,954	41,661	40,047	450
OFFICE OF HWY SAFETY				
FL01 SAFETY OFFICE	230,086			
FL02 INCIDENT MANAGEMENT	2,697,660		1,359,004	
FL03 HWY SAFETY PROGRAMS	222,841	3,527	122,259	
TOTAL HWY SAFETY	3,150,587	3,527	1,481,263	
TOTAL HIGHWAYS	233,805,249	55,584,340	155,981,894	7,061,797
VEHICLE REGULATION				
GA01 OFFICE OF THE COMMISSIONER	1,090,638		47,788	
GA02 DRIVERS LICENSES	3,557,529		812,374	
GA03 MOTOR CARRIERS	3,663,119		164,108	
GA04 MOTOR VEHICLE LICENSES	1,581,627		1,416,200	
GA05 DRIVER HISTORY RECORD DUI	10,443			
GA06 CUSTOMER SERVICE	1,137,581		10,270	
GA07 DRIVERS EDUCATION	63,207	564,451		
GA08 PHOTO LICENSES			3,914,506	
GA09 TRAFFIC OFFENDERS SCHOOL	62,299	388,082		
GA10 VEHICLE TITLING	2,688,629		985,456	
GA25 REFLECTORIZED LICENSE PLATE			668,400	
TOTAL VEHICLE REGULATION	13,855,072	952,533	8,019,102	
DEBT SERVICE				
HA05 ED - LEASE RENTAL				
TOTAL DEBT SERVICE				

DEBT SERVICE	CAPITAL OUTLAY	CAPITAL CONSTRUCTION	HIGHWAY MATERIALS	TRANSFERS	TOTAL	FUNC
		1,198	1,603		24,422,940	FJ01
					(2,058,400)	FJ02
					106,420	FJ04
					2,011,649	FJ05
		2,838			5,827,142	FJ06
		4,036	1,603		30,309,751	
					230,086	FL01
					4,056,664	FL02
					348,627	FL03
					4,635,377	
	1,752,502	413,240,319	60,390,068		927,816,169	
					1,138,426	GA01
			363		4,370,266	GA02
					3,827,227	GA03
3,144,750					6,142,577	GA04
					10,443	GA05
					1,147,851	GA06
					627,658	GA07
					3,914,506	GA08
					450,381	GA09
					3,674,085	GA10
					668,400	GA25
3,144,750			363		25,971,820	
150,045,550					150,045,550	HA05
150,045,550					150,045,550	

**COMMONWEALTH OF KENTUCKY TRANSPORTATION CABINET
EXPENSES BY OBJECT WITHIN PROGRAMS (NOTE 2)**

ROAD FUND

JULY 1, 2015 TO JUNE 30, 2016

PERSONNEL COSTS	PERSONAL SERVICE CONTRACTS	OPERATING EXPENSE	GRANTS
-----------------	----------------------------	-------------------	--------

GENERAL ADMINISTRATION AND SUPPORT

OFFICE OF SECRETARY

KA01 GENERAL COUNSEL	3,018,276	732,644	233,096	
KA02 BOARD OF CLAIMS	204,358	31	620,843	
KA03 WORKER'S COMP	333,292		391	
KA10 OFFICE OF MINORITY AFFAIRS	748,190		21,462	
KA21 SECRETARY'S OFFICE	796,785		289,549	
KA22 PUBLIC RELATIONS	563,643		12,562	1,385
KA23 POLICY & BUDGET	911,693		3,745	
KA24 ADMINISTRATIVE SUPPORT EARNINGS			(1,063,862)	
KA35 TRANSPORTATION ACCOUNTABILITY	476,859	93,617	7,234	
KA40 DIVISION OF ACCOUNTS	1,805,535	14,225	8,107	
KA43 DIVISION OF WORKERS COMPENS				
KA46 OFFICE OF PERSONNEL MANAGEMENT	320,390		337,730	
KA47 SUPPORT SERVICES	217,920			
KA48 FACILITY MANAGEMENT	3,076,485		7,078,577	
KA49 GRAPHIC DESIGN AND PRINTING	405,706		1,644,898	
KA50 PURCHASES	557,476		4,868	
KA51 INFORMATION TECHNOLOGY	4,946,056	3,768,197	3,362,947	
KA52 TECHNOLOGY INFRASTRUCTURE	(1,887,076)	(165,439)	19,148,068	
KA57 DIV OF PERSONNEL MANAGEMENT	1,299,079		10,899	
KA58 DIV OF EMPLOYEE MANAGEMENT	727,437	49,451	125,081	
KA59 PROFESSIONAL DEVEL & ORG	1,467,590		53,964	
KA60 AUDITS	179,659	661,622	9,973	
KA61 ROAD FUND AUDITS	2,236,681		32,352	
KA62 AUDIT SERVICES	1,494,618		6,838	
KA63 KPTIA ADMINISTRATIVE EXP	247,293	269,970	147,832	(500)
TOTAL OFFICE OF SECRETARY	24,147,945	5,424,318	32,097,154	885

TOTAL GEN ADMIN AND SUPPORT

24,147,945 5,424,318 32,097,154 885

TRANSFERS TO CAPITAL CONSTRUCTION

ND00 TRANSFERS TO CAPITAL CONST

TOTAL TRANS TO CAPITAL CONST

TOTAL TRANSPORTATION CABINET

275,499,092 62,045,286 202,747,283 191,420,510

TOTAL ALL CABINETS

354,017,374 63,297,445 219,559,069 191,495,061

NON-BUDGETARY

RECEIPTS TO SURPLUS

NE00 AN05 UNREDEEMED CHECKS

148,557

TOTAL RECEIPTS TO SURPLUS

148,557

GRAND TOTAL

354,017,374 63,297,445 219,707,626 191,495,061

DEBT SERVICE	CAPITAL OUTLAY	CAPITAL CONSTRUCTION	HIGHWAY MATERIALS	TRANSFERS	TOTAL	FUNC
		5,172			3,989,188	KA01
		30			825,262	KA02
					333,683	KA03
			239		769,891	KA10
		3,709			1,090,043	KA21
		1,504			579,094	KA22
					915,438	KA23
					(1,063,862)	KA24
	11,198				588,908	KA35
					1,827,867	KA40
						KA43
					658,120	KA46
					217,920	KA47
6,752,789	25,417	827			16,934,095	KA48
					2,050,604	KA49
					562,344	KA50
	6,755				12,083,955	KA51
	45,771				17,141,324	KA52
					1,309,978	KA57
					901,969	KA58
					1,521,554	KA59
					851,254	KA60
					2,269,033	KA61
					1,501,456	KA62
	140,208				804,803	KA63
6,752,789	229,349	11,242	239		68,663,921	
6,752,789	229,349	11,242	239		68,663,921	
	19,688,000				19,688,000	ND00
	19,688,000				19,688,000	
161,760,975	21,685,461	545,862,428	62,806,916		1,523,827,951	
161,760,975	26,515,494	545,864,580	62,807,196		1,625,317,194	
					148,557	NE00/AN05
					148,557	
161,760,975	26,515,494	545,864,580	62,807,196		1,625,465,751	

**COMMONWEALTH OF KENTUCKY TRANSPORTATION CABINET
EXPENSES BY OBJECT WITHIN PROGRAMS (NOTE 2)
FEDERAL FUND
JULY 1, 2015 TO JUNE 30, 2016**

	PERSONNEL COSTS	PERSONAL SERVICE CONTRACTS	OPERATING EXPENSE	GRANTS
AIR TRANSPORTATION				
AIR DEVELOPMENT				
BC02 AIRPORT INSPECTION	3,372			
BC62 GENERAL AVIATION FED GRANT		128,576	118,890	250,372
TOTAL AIR DEVELOPMENT CONST	3,372	128,576	118,890	250,372
TOTAL AIR TRANSPORTATION	3,372	128,576	118,890	250,372
PUBLIC TRANSPORTATION				
EA52 MASS TRANSPORTATION	807,152		17,810	23,217,513
TOTAL PUBLIC TRANSPORTATION	807,152		17,810	23,217,513
TOTAL PUBLIC TRANSPORTATION	807,152		17,810	23,217,513
HIGHWAYS				
RESEARCH				
FA01 RESEARCH		3,955,696		
TOTAL RESEARCH		3,955,696		
CONSTRUCTION				
FD51 SPECIAL PROGRAMS				
FD52 FEDERAL AID PROJECTS	47,155,469	72,239,306	5,416,048	7,623,355
FD52 FEDERAL AID PROJECTS - ARRA				
FD53 GARVEE BOND DEBT SERVICE				
FD54 LOUISVILLE BRIDGE PROJECT	943,231	4,662,911	352,900	
TOTAL CONSTRUCTION	48,098,700	76,902,217	5,768,948	7,623,355
PLANNING				
FH02 HWY PLANNING	7,269,325	1,747,670	300,118	
FH03 METROPOLITAN PLANNING		2,451,771		
TOTAL PLANNING	7,269,325	4,199,441	300,118	
OFFICE OF HWY SAFETY				
FL03 HWY SAFETY PROGRAMS - NHTSA	449,814	1,650,892	43,422	2,800,257
TOTAL HWY SAFETY	449,814	1,650,892	43,422	2,800,257
TOTAL HIGHWAYS	55,817,839	86,708,246	6,112,488	10,423,612
VEHICLE REGULATION				
GA01 OFFICE OF COMMISSIONER				
GA02 DRIVER LICENSING	1,015,485		14,400	
GA03 MOTOR CARRIERS	43,256	1,096,019	485,339	
TOTAL VEHICLE REGULATION	1,058,741	1,096,019	499,739	
TOTAL FEDERAL FUND	57,687,104	87,932,841	6,748,927	33,891,497

DEBT SERVICE	CAPITAL OUTLAY	CAPITAL CONSTRUCTION	HIGHWAY MATERIALS	TRANSFERS	TOTAL	FUNC
					3,372	BC02
					497,838	BC62
					501,210	
					501,210	
					24,042,475	EA52
					24,042,475	
					24,042,475	
					3,955,696	FA01
					3,955,696	
						FD51
		527,138,954	1,634,251		661,207,383	FD52
		76,695			76,695	FD52
65,754,541					65,754,541	FD53
		991,869			6,950,911	FD54
65,754,541		528,207,518	1,634,251		733,989,530	
				178,659	9,495,772	FH02
					2,451,771	FH03
				178,659	11,947,543	
					4,944,385	FL03
					4,944,385	
65,754,541		528,207,518	1,812,910		754,837,154	
						GA01
					1,029,885	GA02
				16,794	1,641,408	GA03
				16,794	2,671,293	
65,754,541		528,207,518	1,829,704		782,052,132	

**COMMONWEALTH OF KENTUCKY TRANSPORTATION CABINET
EXPENSES BY OBJECT WITHIN PROGRAMS (NOTE 2)
AGENCY FUND**

JULY 1, 2015 TO JUNE 30, 2016

	PERSONNEL COSTS	PERSONAL SERVICE CONTRACTS	OPERATING EXPENSE	GRANTS
AIR TRANSPORTATION				
AIR DEVELOPMENT				
BC02 AIRPORT INSPECTION	5,450			
BC51 AERONAUTICS	1,124,520		69,626	
BC53 AVIATION ECONOMIC DEV		23,000		6,031,298
BC54 FEDERAL PROJECT MATCH		14,286	13,210	1,119,706
TOTAL AIR DEVELOPMENT	1,129,970	37,286	82,836	7,151,004
CAPITAL CITY AIRPORT				
BD01 CAPITAL CITY AIRPORT	718,536		492,064	
TOTAL CAPITAL CITY AIRPORT	718,536		492,064	
TOTAL AIR TRANSPORTATION	1,848,506	37,286	574,900	7,151,004
PUBLIC TRANSPORTATION				
PUBLIC TRANSPORTATION				
EA52 PUBLIC TRANSPORTATION				98,122
EA53 HUMAN SERVICES TRANS ADMIN	557,412		2,588	
TOTAL PUBLIC TRANSPORTATION	557,412		2,588	98,122
TOTAL PUBLIC TRANSPORTATION	557,412		2,588	98,122
HIGHWAYS				
CONSTRUCTION				
FD04 CONSTRUCTION	174,776	90,902	31,364	423,275
FD39 SEC EMERG/DISCRET FUND				
FD51 FHWA-SPECIAL PROJECTS	146,388	994	3,518,050	
FD52 FEDERAL AID PROJECTS	291,963	531,791	9,719	
FD54 LOUISVILLE BRIDGE PROJ	310	10,153		
TOTAL CONSTRUCTION	613,437	633,840	3,559,133	423,275
MAINTENANCE				
FE01 MAINTENANCE	67,632	1,856,982	524,057	
FE04 TRAFFIC	2,715		25,475	
TOTAL MAINTENANCE	70,347	1,856,982	549,532	
EQUIPMENT SERVICES				
FK01 EQUIPMENT OPERATIONS	13,135,032	6,315	34,018,122	(10)
FK03 EQUIPMENT PURCHASES			33,548	
FK05 EQUIPMENT DEPRECIATION			(14,200,000)	
FK07 BUY BACK EQUIPMENT				
TOTAL EQUIPMENT SERVICES	13,135,032	6,315	19,851,670	(10)
OFFICE OF HWY SAFETY				
FL03 HWY SAFETY PROGRAMS			132	11,610
TOTAL HWY SAFETY			132	11,610
BOND CONSTRUCTION				
ED BOND SERIES				
JL01 2005 GA AUTH ED BONDS SERIES				
JL02 2006 GA AUTH ED BONDS SERIES				
JL03 2009 GA AUTH ED BONDS SERIES	804,279	1,515,485	52,010	
JL04 2010 GA AUTH ED BONDS SERIES	3,306,735	2,833,227	221,286	
TOTAL ED BOND SERIES	4,111,014	4,348,712	273,296	
BRAC ED BOND SERIES				
JP01 2008 GA AUTH BRAC BONDS	5,511	101,441	607	
JP02 2010 GA AUTH BRAC BONDS	44,266	300,498	5,040	
TOTAL BRAC ED BOND SERIES	49,777	401,939	5,647	
TOTAL ED BOND	4,160,791	4,750,651	278,943	

DEBT SERVICE	CAPITAL OUTLAY	CAPITAL CONSTRUCTION	HIGHWAY MATERIALS	TRANSFERS	TOTAL	FUNC
					5,450	BC02
					1,194,146	BC51
		1,276		1,469,800	7,525,374	BC53
				11,324	1,158,526	BC54
		1,276		1,481,124	9,883,496	
		163,136			1,373,736	BD01
		163,136			1,373,736	
		164,412		1,481,124	11,257,232	
					98,122	EA52
					560,000	EA53
					658,122	
					658,122	
		4,706,402	32,084		5,458,803	FD04
						FD39
		1,446,933	1,333,632		6,445,997	FD51
		3,029,088			3,862,561	FD52
		847,138			857,601	FD54
		10,029,561	1,365,716		16,624,962	
		375,819	582,724		3,407,214	FE01
			191,483		219,673	FE04
		375,819	774,207		3,626,887	
		1,990	(117,356)	450,900	47,494,993	FK01
		26,366,005			26,399,553	FK03
					(14,200,000)	FK05
		1,550,000			1,550,000	FK07
		27,917,995	(117,356)	450,900	61,244,546	
					11,742	FL03
					11,742	
		96,708			96,708	JL01
		5,397,521			7,769,295	JL03
		57,510,712	1,626		63,873,586	JL04
		63,004,941	1,626		71,739,589	
		199,850			307,409	JP01
		640,405			990,209	JP02
		840,255			1,297,618	
		63,845,196	1,626		73,037,207	

**COMMONWEALTH OF KENTUCKY TRANSPORTATION CABINET
EXPENSES BY OBJECT WITHIN PROGRAMS (NOTE 2)
AGENCY FUND
JULY 1, 2015 TO JUNE 30, 2016**

	PERSONNEL COSTS	PERSONAL SERVICE CONTRACTS	OPERATING EXPENSE	GRANTS
2005 GARVEE BOND				
JM02 2005 I75 REHABILITATION	96	(10,709)		
JM03 I64 REHABILITATION				
TOTAL GARVEE BOND	96	(10,709)		
LISORB PROJ GARVEE BONDS				
JR01 2010 WESTERN KENTUCKY BRIDGES	786,418	305,208	70,983	
JR02 2015 SERIES A GARVEES W. KY BRIDGES	1,115,838	1,074,166	63,213	
	1,902,256	1,379,374	134,196	
LISORB PROJ GARVEE BONDS				
JS01 LSIORB TIFIA LOAN		18,442,505		
		18,442,505		
LISORB PROJ GARVEE BONDS				
JT01 2013 TOLL REVENUE BONDS				
LISORB PROJ GARVEE BONDS				
JZ01 2008 LOUISVILLE BRIDGES	31,587	325,291	1,862,760	
JZ02 2010 LOUISVILLE BRIDGES				
	31,587	325,291	1,862,760	
TOTAL GARVEE BOND	1,933,939	20,136,461	1,996,956	
TOTAL BOND CONSTRUCTION	6,094,730	24,887,112	2,275,899	
TOTAL HIGHWAYS	19,913,546	27,384,249	26,236,366	434,875
VEHICLE REGULATION				
GA12 ALCOHOLIC DRIVER EDUCATION	267,617			
GA16 MOTOR BOAT TITLING	166,748			
GA17 COMMERCIAL DRIVERS LICENSES	889,503			
GA18 SOLID WASTE TRANSPORT LIC	4,300			
GA25 REFLECTORIZED LICENSE PLATE			143,825	
GA26 INTERNET RENEWAL CONVEN FEE			15,983	
GA27 AVIS REPLACEMENT				
GA28 COUNTY CLERK IT IMPROVEMENT	300,000	151,900	2,967,023	
GA29 COUNTY CLERK REVENUE SUPP ACCT			126	4,209,736
GA30 IFTA PROCESSING	876,050		1,008	
TOTAL VEHICLE REGULATION	2,504,218	151,900	3,127,965	4,209,736
MOTOR VEHICLE COMMISSION				
GB01 MOTOR VEHICLE COMMISSION	733,173	37,430	187,757	
TOTAL MOTOR VEHICLE COMMISSION	733,173	37,430	187,757	
TOTAL VEHICLE REGULATION	3,237,391	189,330	3,315,722	4,209,736
GENERAL ADMINISTRATION AND SUPPORT				
EXECUTIVE POLICY AND MANAGEMENT				
KA20 OTHER AGENCY PARTICIPATION	14,955			
KA22 PUBLIC RELATIONS				
TOTAL EXECUTIVE POL AND MGMT	14,955			
TOTAL GENERAL ADMIN AND SUPPORT	14,955			
TOTAL AGENCY FUND	25,571,810	27,610,865	30,129,576	11,893,737

DEBT SERVICE	CAPITAL OUTLAY	CAPITAL CONSTRUCTION	HIGHWAY MATERIALS	TRANSFERS	TOTAL	FUNC
		1,605,295			1,605,295	(10,613) JM02
		1,605,295			1,605,295	JM03
		45,442,423			46,605,032	JR01
		48,484,838			50,738,055	JR02
		93,927,261			97,343,087	
		199,967,120			218,409,625	JS01
		199,967,120			218,409,625	
						JT01
	(183,497)	57,150			2,093,291	JZ01
	(183,497)	(11,281)			(11,281)	JZ02
	(183,497)	45,869			2,082,010	
	(183,497)	295,545,545			319,429,404	
	(183,497)	359,390,741	1,626		392,466,611	
	(183,497)	397,714,116	2,024,193	450,900	473,974,748	
					267,617	GA12
					166,748	GA16
					889,503	GA17
					4,300	GA18
				3,000,000	3,143,825	GA25
					15,983	GA26
				4,100,000	4,100,000	GA27
	220,011				3,638,934	GA28
					4,209,862	GA29
					877,058	GA30
	220,011			7,100,000	17,313,830	
					958,360	GB01
					958,360	
	220,011			7,100,000	18,272,190	
					14,955	KA20
					14,955	
					14,955	
	36,514	397,878,528	2,024,193	9,032,024	504,177,247	

**COMMONWEALTH OF KENTUCKY TRANSPORTATION CABINET
EXPENSES BY OBJECT WITHIN PROGRAMS (NOTE 2)
OTHER EXPENDABLE TRUST FUND
JULY 1, 2015 TO JUNE 30, 2016**

	PERSONNEL COSTS	PERSONAL SERVICE CONTRACTS	OPERATING EXPENSE	GRANTS
PUBLIC TRANSPORTATION				
CONSERVATION - MASS FED AID				
6371 HUMAN SERVICES TRANSPORTATION				106,390,459
TOTAL CONSERVATION - MASS FED AID				106,390,459
TOTAL PUBLIC TRANSPORTATION				106,390,459
TOTAL OTHER EXPENDABLE TRUST FUND				106,390,459

DEBT SERVICE	CAPITAL OUTLAY	CAPITAL CONSTRUCTION	HIGHWAY MATERIALS	TRANSFERS	TOTAL	FUND
					106,390,459	6371
				-	106,390,459	
				-	106,390,459	
				-	106,390,459	

**COMMONWEALTH OF KENTUCKY TRANSPORTATION CABINET
EXPENSES BY COUNTY (NOTE 3)
GENERAL, CAPITAL PROJECTS, ROAD, FEDERAL, AGENCY,
AND OTHER EXPENDABLE TRUST FUNDS
JULY 1, 2015 TO JUNE 30, 2016**

	ADAIR	ALLEN	ANDERSON	BALLARD	BARREN	BATH
GENERAL ADMINISTRATION AND SUPPORT	3,281	149	2,258	301	3,443	14,265
AVIATION						
AIR TRANSPORTATION	9,876	-	-	-	2,287	-
CAPITAL CITY AIRPORT						
CAPITAL CONSTRUCTION	42,385	319,717	96,742	1,894	3,025	1,930
DEBT SERVICE						
HIGHWAYS						
STATE FUNDED PROGRAMS	5,341,901	1,564,928	317,592	158,204	4,720,761	884,322
FEDERAL	577,749	1,001,995	-	777,412	3,494,554	413,674
BONDED	-	-	542	-	5,482,570	90,452
MAINT	2,219,211	3,439,064	2,377,622	1,499,907	3,693,284	1,119,900
OTHER PROGRAMS	201,633	-	-	-	65,598	76,159
HUMAN SERVICES TRANSPORTATION						
PUBLIC TRANSPORTATION						
REVENUE SHARING						
COUNTY ROAD AID	1,291,610	1,148,863	843,566	839,613	1,607,691	1,048,767
ENERGY RECOVERY						
MUNICIPAL	87,491	83,050	206,446	34,929	44,022	30,067
RURAL SECONDARY	1,325,555	1,333,776	764,989	963,795	961,223	863,864
COMM OFF						
VEHICLE REGULATION						
TRANSFERS TO CAPITAL CONSTRUCTION						
COUNTY TOTAL FY16	11,100,691	8,891,543	4,609,758	4,276,055	20,078,459	4,543,400
5 YEAR TOTAL FROM FY 2011 - 2015	50,958,967	37,335,139	41,309,865	29,148,136	204,424,547	35,944,463

**COMMONWEALTH OF KENTUCKY TRANSPORTATION CABINET
EXPENSES BY COUNTY (NOTE 3)
GENERAL, CAPITAL PROJECTS, ROAD, FEDERAL, AGENCY,
AND OTHER EXPENDABLE TRUST FUNDS
JULY 1, 2015 TO JUNE 30, 2016**

	BELL	BOONE	BOURBON	BOYD	BOYLE	BRACKEN
GENERAL ADMINISTRATION AND SUPPORT	5,273	15,040	450	396	131	-
AVIATION						
AIR TRANSPORTATION	38,475	-	-	28,708	211,250	-
CAPITAL CITY AIRPORT						
CAPITAL CONSTRUCTION	37,870	272,500	20,282	17,433	184,634	0.00
DEBT SERVICE						
HIGHWAYS						
STATE FUNDED PROGRAMS	945,566	2,964,636	543,741	1,335,178	981,718	2,517,809
FEDERAL	430,195	16,780,696	9,299,823	175,244	9,072	613,052
BONDED	-	8,502	49,173	1,060,870	-	-
MAINT	4,205,152	6,838,344	1,842,026	1,947,149	2,233,543	1,722,631
OTHER PROGRAMS	43,760	-	-	47,535	-	-
HUMAN SERVICES TRANSPORTATION						
PUBLIC TRANSPORTATION						
REVENUE SHARING						
COUNTY ROAD AID	1,181,414	956,943	895,135	687,162	669,085	803,472
ENERGY RECOVERY						
MUNICIPAL	203,086	1,377,916	168,085	36,474	-	23,386
RURAL SECONDARY	1,462,956	2,471,386	552,449	604,039	664,354	711,667
COMM OFF						
VEHICLE REGULATION						
TRANSFERS TO CAPITAL CONSTRUCTION						
COUNTY TOTAL FY16	8,553,747	31,685,963	13,371,163	5,940,189	4,953,786	6,392,017
5 YEAR TOTAL FROM FY 2011 - 2015	71,451,508	201,927,048	81,606,982	66,080,461	36,233,940	23,173,498

**COMMONWEALTH OF KENTUCKY TRANSPORTATION CABINET
EXPENSES BY COUNTY (NOTE 3)
GENERAL, CAPITAL PROJECTS, ROAD, FEDERAL, AGENCY,
AND OTHER EXPENDABLE TRUST FUNDS
JULY 1, 2015 TO JUNE 30, 2016**

	BREATHITT	BRECKINRIDGE	BULLITT	BUTLER	CALDWELL	ALLOWAY
GENERAL ADMINISTRATION AND SUPPORT	6,401	241	652	78	-	259
AVIATION						
AIR TRANSPORTATION	-	48,954	-	-	36,357	18,243
CAPITAL CITY AIRPORT						
CAPITAL CONSTRUCTION	398,538	4,081	15,594	39,204	1,593	13,735
DEBT SERVICE						
HIGHWAYS						
STATE FUNDED PROGRAMS	3,175,126	2,368,693	11,459,639	568,068	125,437	6,633,513
FEDERAL	6,280,605	1,704,238	5,375,052	2,048,772	3,319,152	2,244,914
BONDED	-	67,506	-	-	597	(109)
MAINT	3,076,474	2,202,083	2,254,871	3,504,545	2,058,862	2,099,964
OTHER PROGRAMS	-	501	80,682	-	-	-
HUMAN SERVICES TRANSPORTATION						
PUBLIC TRANSPORTATION						
REVENUE SHARING						
COUNTY ROAD AID	1,288,187	1,543,453	981,064	1,171,482	994,897	1,385,419
ENERGY RECOVERY						
MUNICIPAL	43,845	113,630	179,169	47,047	124,379	348,650
RURAL SECONDARY	1,330,335	1,725,483	1,058,965	1,185,893	1,025,579	1,632,746
COMM OFF						
VEHICLE REGULATION						
TRANSFERS TO CAPITAL CONSTRUCTION						
COUNTY TOTAL FY16	15,599,513	9,778,862	21,405,687	8,565,089	7,686,853	14,377,334
5 YEAR TOTAL FROM FY 2011 - 2015	86,130,739	39,666,099	83,073,083	58,603,538	43,822,044	36,936,223

**COMMONWEALTH OF KENTUCKY TRANSPORTATION CABINET
EXPENSES BY COUNTY (NOTE 3)
GENERAL, CAPITAL PROJECTS, ROAD, FEDERAL, AGENCY,
AND OTHER EXPENDABLE TRUST FUNDS
JULY 1, 2015 TO JUNE 30, 2016**

	CAMPBELL	CARLISLE	CARROLL	CARTER	CASEY	CHRISTIAN
GENERAL ADMINISTRATION AND SUPPORT	-	94	-	458	-	-
AVIATION						
AIR TRANSPORTATION	-	-	-	-	-	649,224
CAPITAL CITY AIRPORT						
CAPITAL CONSTRUCTION	2,499	1,881	2,311	126,673	1,002	348,141
DEBT SERVICE						
HIGHWAYS						
STATE FUNDED PROGRAMS	25,236,282	496,591	1,467,259	1,793,068	2,255,718	2,623,597
FEDERAL	6,891,343	195,007	2,038,297	19,001,607	1,517,164	10,711,948
BONDED	79,393	-	-	887	-	-
MAINT	3,739,375	1,201,103	1,864,336	3,404,644	1,945,759	6,162,324
OTHER PROGRAMS	171,561	-	428,883	67,235	-	27
HUMAN SERVICES TRANSPORTATION						
PUBLIC TRANSPORTATION						
REVENUE SHARING						
COUNTY ROAD AID	795,135	788,251	617,933	1,481,282	1,337,897	1,742,975
ENERGY RECOVERY						
MUNICIPAL	354,074	20,404	77,391	31,425	42,607	-
RURAL SECONDARY	599,203	911,059	643,975	1,510,222	1,347,746	1,811,778
COMM OFF						
VEHICLE REGULATION						
TRANSFERS TO CAPITAL CONSTRUCTION						
COUNTY TOTAL FY16	37,868,865	3,614,391	7,140,385	27,417,501	8,447,893	24,050,014
5 YEAR TOTAL FROM FY 2011 - 2015	176,374,106	20,662,597	41,216,833	59,305,463	34,700,943	119,161,568

**COMMONWEALTH OF KENTUCKY TRANSPORTATION CABINET
EXPENSES BY COUNTY (NOTE 3)
GENERAL, CAPITAL PROJECTS, ROAD, FEDERAL, AGENCY,
AND OTHER EXPENDABLE TRUST FUNDS
JULY 1, 2015 TO JUNE 30, 2016**

	CLARK	CLAY	CLINTON	CRITTENDEN	CUMBERLAND	DAVIESS
GENERAL ADMINISTRATION AND SUPPORT	14	11,970	730	66	70	11,573
AVIATION						
AIR TRANSPORTATION	-	-	-	52,871	-	-
CAPITAL CITY AIRPORT						
CAPITAL CONSTRUCTION	22,671	21,762	2,173	1,424	3,387	3,811
DEBT SERVICE						
HIGHWAYS						
STATE FUNDED PROGRAMS	947,624	9,998,399	422,493	738,209	544,381	13,302,250
FEDERAL	3,401,828	1,873,189	916,233	95,772	-	10,289,749
BONDED	191,160	2,241,850	100,787	106,591	157,796	18,624
MAINT	3,308,334	2,882,596	1,454,579	988,578	1,888,511	3,302,147
OTHER PROGRAMS	210	355,836	-	-	-	-
HUMAN SERVICES TRANSPORTATION						
PUBLIC TRANSPORTATION						
REVENUE SHARING						
COUNTY ROAD AID	838,942	1,360,995	741,165	1,070,280	871,009	1,475,908
ENERGY RECOVERY						
MUNICIPAL	-	-	-	-	-	-
RURAL SECONDARY	755,825	1,502,448	766,167	991,805	951,004	1,294,398
COMM OFF						
VEHICLE REGULATION						
TRANSFERS TO CAPITAL CONSTRUCTION						
COUNTY TOTAL FY16	9,466,609	20,249,047	4,404,327	4,045,595	4,416,157	29,698,460
5 YEAR TOTAL FROM FY 2011 - 2015	95,107,740	72,703,361	74,995,193	44,105,661	71,745,139	189,845,029

**COMMONWEALTH OF KENTUCKY TRANSPORTATION CABINET
EXPENSES BY COUNTY (NOTE 3)
GENERAL, CAPITAL PROJECTS, ROAD, FEDERAL, AGENCY,
AND OTHER EXPENDABLE TRUST FUNDS
JULY 1, 2015 TO JUNE 30, 2016**

	EDMONSON	ELLIOTT	ESTILL	FAYETTE	FLEMING	FLOYD
GENERAL ADMINISTRATION AND SUPPORT	-	44	635	17,513	9,338	459
AVIATION						
AIR TRANSPORTATION	-	-	-	-	11,670	-
CAPITAL CITY AIRPORT						
CAPITAL CONSTRUCTION	1,176	1,270	3,418	604,222	42,784	174,727
DEBT SERVICE						
HIGHWAYS						
STATE FUNDED PROGRAMS	3,253,428	1,252,451	3,236,455	28,595,385	2,042,522	4,184,350
FEDERAL	63,471	9,117,234	558,290	28,425,792	2,587,538	2,618,185
BONDED	93,543	1,493	-	19,224,886	1,627,827	12,374,246
MAINT	2,715,242	783,278	1,953,411	5,422,802	1,794,163	4,745,907
OTHER PROGRAMS	-	17,522	-	125	76,823	-
HUMAN SERVICES TRANSPORTATION						
PUBLIC TRANSPORTATION						
REVENUE SHARING						
COUNTY ROAD AID	953,898	800,852	870,234	-	1,043,444	1,451,727
ENERGY RECOVERY						
MUNICIPAL	-	-	-	-	57,424	63,967
RURAL SECONDARY	1,042,362	1,216,065	715,562	714,008	1,295,955	1,430,035
COMM OFF						
VEHICLE REGULATION						
TRANSFERS TO CAPITAL CONSTRUCTION						
COUNTY TOTAL FY16	8,123,121	13,190,208	7,338,005	83,004,733	10,589,489	27,043,603
5 YEAR TOTAL FROM FY 2011 - 2015	40,365,189	45,306,341	38,637,463	261,036,942	44,992,844	116,350,613

**COMMONWEALTH OF KENTUCKY TRANSPORTATION CABINET
EXPENSES BY COUNTY (NOTE 3)
GENERAL, CAPITAL PROJECTS, ROAD, FEDERAL, AGENCY,
AND OTHER EXPENDABLE TRUST FUNDS
JULY 1, 2015 TO JUNE 30, 2016**

	FRANKLIN	FULTON	GALLATIN	GARRARD	GRANT	GRAVES
GENERAL ADMINISTRATION AND SUPPORT	371,898	46	4,502	13	2,196	5,311
AVIATION						
AIR TRANSPORTATION	551,569	30,231	-	-	-	61,733
CAPITAL CITY AIRPORT						
CAPITAL CONSTRUCTION	891,790	4,049	1,272	1,828	33,895	51,549
DEBT SERVICE						
HIGHWAYS						
STATE FUNDED PROGRAMS	5,251,714	965,762	335,629	1,116,546	1,560,104	1,260,836
FEDERAL	11,942,279	607,870	2,655,764	3,046,662	3,555,717	12,415,433
BONDED	-	-	-	38,992	(10,613)	-
MAINT	3,662,797	1,252,301	2,918,238	1,746,655	3,688,422	2,973,358
OTHER PROGRAMS	465,195	-	-	-	-	-
HUMAN SERVICES TRANSPORTATION						
PUBLIC TRANSPORTATION						
REVENUE SHARING						
COUNTY ROAD AID	779,332	647,857	496,413	916,683	882,269	1,758,941
ENERGY RECOVERY						
MUNICIPAL	202,948	47,067	31,738	-	77,135	209,414
RURAL SECONDARY	861,080	629,332	436,968	980,331	929,951	1,474,069
COMM OFF						
VEHICLE REGULATION						
TRANSFERS TO CAPITAL CONSTRUCTION						
COUNTY TOTAL FY16	24,980,602	4,184,513	6,880,524	7,847,710	10,719,075	20,210,644
5 YEAR TOTAL FROM FY 2011 - 2015	81,524,791	17,210,570	53,210,853	66,331,962	60,599,156	86,327,583

**COMMONWEALTH OF KENTUCKY TRANSPORTATION CABINET
EXPENSES BY COUNTY (NOTE 3)
GENERAL, CAPITAL PROJECTS, ROAD, FEDERAL, AGENCY,
AND OTHER EXPENDABLE TRUST FUNDS
JULY 1, 2015 TO JUNE 30, 2016**

	GRAYSON	GREEN	GREENUP	HANCOCK	HARDIN	HARLAN
GENERAL ADMINISTRATION AND SUPPORT	1,059	-	165	1,087	26,168	-
AVIATION						
AIR TRANSPORTATION	34,602	-	7,428	165,988	217,823	22,211
CAPITAL CITY AIRPORT						
CAPITAL CONSTRUCTION	560,813	3,040	13,045	5,297	162,660	1,392
DEBT SERVICE						
HIGHWAYS						
STATE FUNDED PROGRAMS	1,979,506	837,914	6,740,401	1,115,385	3,181,715	4,627,290
FEDERAL	3,117,724	328,023	10,267,086	421,192	29,301,643	2,665,740
BONDED	-	517,071	-	-	1,293,096	2,306,472
MAINT	2,410,859	1,357,679	2,462,351	1,273,841	6,719,242	5,757,645
OTHER PROGRAMS	-	-	71,176	318	1,392	-
HUMAN SERVICES TRANSPORTATION						
PUBLIC TRANSPORTATION						
REVENUE SHARING						
COUNTY ROAD AID	1,464,701	962,512	1,115,260	681,162	1,802,342	1,359,387
ENERGY RECOVERY						
MUNICIPAL	131,650	-	31,620	-	161,875	121,093
RURAL SECONDARY	1,594,626	1,041,175	1,435,243	601,161	1,967,614	1,368,488
COMM OFF						
VEHICLE REGULATION						
TRANSFERS TO CAPITAL CONSTRUCTION						
COUNTY TOTAL FY16	11,295,539	5,047,414	22,143,776	4,265,431	44,835,570	18,229,717
5 YEAR TOTAL FROM FY 2011 - 2015	53,208,148	23,145,456	65,638,613	25,937,100	236,287,806	55,861,017

**COMMONWEALTH OF KENTUCKY TRANSPORTATION CABINET
EXPENSES BY COUNTY (NOTE 3)
GENERAL, CAPITAL PROJECTS, ROAD, FEDERAL, AGENCY,
AND OTHER EXPENDABLE TRUST FUNDS
JULY 1, 2015 TO JUNE 30, 2016**

	HARRISON	HART	HENDERSON	HENRY	HICKMAN	HOPKINS
GENERAL ADMINISTRATION AND SUPPORT	-	2,491	842	1,992	-	32,234
AVIATION						
AIR TRANSPORTATION	953,260	-	71,899	-	-	12,940
CAPITAL CITY AIRPORT						
CAPITAL CONSTRUCTION	88,469	30,548	65,696	760	208,358	12,008
DEBT SERVICE						
HIGHWAYS						
STATE FUNDED PROGRAMS	1,814,240	3,858,115	612,409	492,759	35,900	7,578,039
FEDERAL	186,900	30,387,367	15,706,648	1,140,510	268,447	33,914,812
BONDED	109,338	-	-	1,715,897	787	48,513
MAINT	2,064,992	3,263,223	3,451,004	1,476,107	1,526,836	4,650,872
OTHER PROGRAMS	-	-	-	81,312	-	881,353
HUMAN SERVICES TRANSPORTATION						
PUBLIC TRANSPORTATION						
REVENUE SHARING						
COUNTY ROAD AID	1,015,121	1,317,801	1,342,072	902,956	739,362	1,421,332
ENERGY RECOVERY						
MUNICIPAL	-	-	565,138	-	27,277	54,319
RURAL SECONDARY	1,026,273	1,369,278	1,450,721	1,065,790	912,388	1,746,404
COMM OFF						
VEHICLE REGULATION						
TRANSFERS TO CAPITAL CONSTRUCTION						
COUNTY TOTAL FY16	7,258,594	40,228,823	23,266,429	6,878,082	3,719,355	50,352,825
5 YEAR TOTAL FROM FY 2011 - 2015	63,082,178	161,478,145	94,779,442	46,827,147	29,806,973	99,843,633

**COMMONWEALTH OF KENTUCKY TRANSPORTATION CABINET
EXPENSES BY COUNTY (NOTE 3)
GENERAL, CAPITAL PROJECTS, ROAD, FEDERAL, AGENCY,
AND OTHER EXPENDABLE TRUST FUNDS
JULY 1, 2015 TO JUNE 30, 2016**

	JACKSON	JEFFERSON	JESSAMINE	JOHNSON	KENTON	KNOTT
GENERAL ADMINISTRATION AND SUPPORT	9,797	30,922	56	303	18,319	1,023
AVIATION						
AIR TRANSPORTATION	-	-	-	-	-	-
CAPITAL CITY AIRPORT						
CAPITAL CONSTRUCTION	55,763	438,790	5,592	146,641	64,942	1,286
DEBT SERVICE						
HIGHWAYS						
STATE FUNDED PROGRAMS	825,373	25,305,242	2,448,006	3,745,064	4,261,786	2,700,268
FEDERAL	300,927	37,190,023	6,848,788	1,965,238	3,224,328	1,734,048
BONDED	-	221,138,256	-	24,641	68,003	-
MAINT	2,613,894	14,354,487	1,420,255	2,498,980	4,495,317	2,590,191
OTHER PROGRAMS	-	695,027	-	41,588	-	-
HUMAN SERVICES TRANSPORTATION						
PUBLIC TRANSPORTATION						
REVENUE SHARING						
COUNTY ROAD AID	1,225,174	-	714,361	1,336,599	815,186	1,075,841
ENERGY RECOVERY						
MUNICIPAL	-	10,436	622,995	67,977	1,407,010	87,787
RURAL SECONDARY	1,609,781	948,328	737,968	1,030,827	362,081	1,321,845
COMM OFF						
VEHICLE REGULATION						
TRANSFERS TO CAPITAL CONSTRUCTION						
COUNTY TOTAL FY16	6,640,708	300,111,511	12,798,019	10,857,858	14,716,972	9,512,289
5 YEAR TOTAL FROM FY 2011 - 2015	53,293,223	1,304,845,268	54,017,789	44,436,502	197,524,509	37,996,332

**COMMONWEALTH OF KENTUCKY TRANSPORTATION CABINET
EXPENSES BY COUNTY (NOTE 3)
GENERAL, CAPITAL PROJECTS, ROAD, FEDERAL, AGENCY,
AND OTHER EXPENDABLE TRUST FUNDS
JULY 1, 2015 TO JUNE 30, 2016**

	KNOX	LARUE	LAUREL	LAWRENCE	LEE	LESLIE
GENERAL ADMINISTRATION AND SUPPORT	132	-	7,623	1,700	7,199	896
AVIATION						
AIR TRANSPORTATION	-	-	3,360	-	-	-
CAPITAL CITY AIRPORT						
CAPITAL CONSTRUCTION	4,823	26,620	122,823	1,998	6,086	3,342
DEBT SERVICE						
HIGHWAYS						
STATE FUNDED PROGRAMS	4,853,294	317,844	4,037,341	2,156,284	722,324	772,484
FEDERAL	1,574,776	7,407,393	3,233,835	8,096,473	1,081,614	2,172,473
BONDED	9,146	-	3,152,072	-	-	-
MAINT	3,416,081	1,347,008	5,213,722	2,629,027	1,529,690	2,643,033
OTHER PROGRAMS	128	-	-	211	-	-
HUMAN SERVICES TRANSPORTATION						
PUBLIC TRANSPORTATION						
REVENUE SHARING						
COUNTY ROAD AID	1,342,629	880,974	1,981,643	1,326,535	796,999	1,407,221
ENERGY RECOVERY						
MUNICIPAL	186,265	-	157,081	-	-	87,313
RURAL SECONDARY	1,836,712	755,058	2,123,769	1,445,242	709,772	2,429,489
COMM OFF						
VEHICLE REGULATION						
TRANSFERS TO CAPITAL CONSTRUCTION						
COUNTY TOTAL FY16	13,223,988	10,734,897	20,033,270	15,657,469	4,853,683	9,516,251
5 YEAR TOTAL FROM FY 2011 - 2015	61,593,141	39,659,434	72,250,642	57,696,919	26,059,515	32,251,441

**COMMONWEALTH OF KENTUCKY TRANSPORTATION CABINET
EXPENSES BY COUNTY (NOTE 3)
GENERAL, CAPITAL PROJECTS, ROAD, FEDERAL, AGENCY,
AND OTHER EXPENDABLE TRUST FUNDS
JULY 1, 2015 TO JUNE 30, 2016**

	LETCHER	LEWIS	LINCOLN	LIVINGSTON	LOGAN	LYON
GENERAL ADMINISTRATION AND SUPPORT	169	785	1,570	4,943	2,290	3,691
AVIATION						
AIR TRANSPORTATION	-	-	-	-	365,766	-
CAPITAL CITY AIRPORT						
CAPITAL CONSTRUCTION	84,412	1,940	2,666	1,342	1,327	271,459
DEBT SERVICE						
HIGHWAYS						
STATE FUNDED PROGRAMS	2,469,252	3,661,019	292,733	635,899	6,465,607	8,074,007
FEDERAL	21,303,034	1,252,183	974,942	1,471,795	1,307,117	1,673,468
BONDED	-	914,973	-	-	-	-
MAINT	2,462,067	1,383,756	1,477,523	1,192,730	2,366,426	1,649,686
OTHER PROGRAMS	-	68,091	-	-	-	-
HUMAN SERVICES TRANSPORTATION						
PUBLIC TRANSPORTATION						
REVENUE SHARING						
COUNTY ROAD AID	1,163,158	1,293,419	1,247,380	958,694	1,688,405	784,199
ENERGY RECOVERY						
MUNICIPAL	15,132	29,833	76,486	6,897	120,151	50,192
RURAL SECONDARY	1,236,971	1,406,978	1,123,371	678,399	1,713,978	781,669
COMM OFF						
VEHICLE REGULATION						
TRANSFERS TO CAPITAL CONSTRUCTION						
COUNTY TOTAL FY16	28,734,194	10,012,977	5,196,670	4,950,699	14,031,067	13,288,370
5 YEAR TOTAL FROM FY 2011 - 2015	112,859,790	33,559,193	41,450,756	106,517,631	55,218,791	49,676,222

**COMMONWEALTH OF KENTUCKY TRANSPORTATION CABINET
EXPENSES BY COUNTY (NOTE 3)
GENERAL, CAPITAL PROJECTS, ROAD, FEDERAL, AGENCY,
AND OTHER EXPENDABLE TRUST FUNDS
JULY 1, 2015 TO JUNE 30, 2016**

	MADISON	MAGOFFIN	MARION	MARSHALL	MARTIN	MASON
GENERAL ADMINISTRATION AND SUPPORT	293	2,370	1,621	1,400	173	159
AVIATION						
AIR TRANSPORTATION	795,580	-	-	68	1,112	46,356
CAPITAL CITY AIRPORT						
CAPITAL CONSTRUCTION	56,163	1,332	1,839	33,043	1,292	14,126
DEBT SERVICE						
HIGHWAYS						
STATE FUNDED PROGRAMS	2,851,623	14,663,647	7,635,010	8,437,383	1,677,325	4,970,015
FEDERAL	2,366,504	44,563,605	505,676	12,603,745	1,954,186	3,606,007
BONDED	831,547	309	-	35,726,224	-	54,840
MAINT	4,720,105	2,065,968	1,607,879	2,271,826	1,138,777	2,420,359
OTHER PROGRAMS	80,637	-	-	960	-	66,465
HUMAN SERVICES TRANSPORTATION						
PUBLIC TRANSPORTATION						
REVENUE SHARING						
COUNTY ROAD AID	1,448,243	1,060,703	1,028,251	1,275,459	786,185	947,203
ENERGY RECOVERY		40,531.08				
MUNICIPAL	759,125	-	108,854	287,221	-	212,486
RURAL SECONDARY COMM OFF	1,404,314	912,114	1,369,502	955,054	689,258	828,420
VEHICLE REGULATION						
TRANSFERS TO CAPITAL CONSTRUCTION						
COUNTY TOTAL FY16	15,314,134	63,310,579	12,258,632	61,592,383	6,248,307	13,166,436
5 YEAR TOTAL FROM FY 2011 - 2015	102,995,492	50,146,009	45,684,803	155,806,586	73,615,739	63,410,850

**COMMONWEALTH OF KENTUCKY TRANSPORTATION CABINET
EXPENSES BY COUNTY (NOTE 3)
GENERAL, CAPITAL PROJECTS, ROAD, FEDERAL, AGENCY,
AND OTHER EXPENDABLE TRUST FUNDS
JULY 1, 2015 TO JUNE 30, 2016**

	MCCRACKEN	MCCREARY	MCLEAN	MEADE	MENIFEE	MERCER
GENERAL ADMINISTRATION AND SUPPORT	4,851	3,216	-	705	-	637
AVIATION						
AIR TRANSPORTATION	-	-	-	-	-	-
CAPITAL CITY AIRPORT						
CAPITAL CONSTRUCTION	45,393	2,216	2,635	1,338	653,996	40,166
DEBT SERVICE						
HIGHWAYS						
STATE FUNDED PROGRAMS	6,922,442	2,368,143	2,458,227	7,392,021	1,991,170	2,493,468
FEDERAL	9,449,727	1,583	138,992	743,548	220,555	3,579,610
BONDED	843,999	-	9,402	12,895	846,049	-
MAINT	4,416,476	1,767,894	3,476,320	1,562,467	1,186,653	2,135,197
OTHER PROGRAMS	1,184,496	-	-	-	-	43
HUMAN SERVICES TRANSPORTATION						
PUBLIC TRANSPORTATION						
REVENUE SHARING						
COUNTY ROAD AID	921,837	1,213,310	794,483	1,170,738	838,807	863,654
ENERGY RECOVERY						
MUNICIPAL	452,493	82,677	35,828	-	-	-
RURAL SECONDARY	956,313	1,219,929	782,551	920,255	1,187,859	1,241,726
COMM OFF						
VEHICLE REGULATION						
TRANSFERS TO CAPITAL CONSTRUCTION						
COUNTY TOTAL FY16	25,198,027	6,658,968	7,698,437	11,803,966	6,925,089	10,354,501
5 YEAR TOTAL FROM FY 2011 - 2015	97,868,250	42,770,364	16,875,819	63,443,084	41,392,152	28,088,141

**COMMONWEALTH OF KENTUCKY TRANSPORTATION CABINET
EXPENSES BY COUNTY (NOTE 3)
GENERAL, CAPITAL PROJECTS, ROAD, FEDERAL, AGENCY,
AND OTHER EXPENDABLE TRUST FUNDS
JULY 1, 2015 TO JUNE 30, 2016**

	METCALFE	MONROE	MONTGOMERY	MORGAN	MUHLENBERG	NELSON
GENERAL ADMINISTRATION AND SUPPORT	89	919	153	18,179	-	5,058
AVIATION						
AIR TRANSPORTATION	-	405,806	105,780	124	637,153	45,671
CAPITAL CITY AIRPORT						
CAPITAL CONSTRUCTION	1,119	2,465	1,328	106,809	1,317	30,019
DEBT SERVICE						
HIGHWAYS						
STATE FUNDED PROGRAMS	1,077,962	452,289	3,615,710	6,101,177	5,585,355	11,947,189
FEDERAL	947,549	2,599,105	635,520	4,667,835	549,697	657,629
BONDED	264,674	-	7,969,588	3,353,637	233,671	-
MAINT	1,847,869	2,581,649	1,747,174	2,086,133	2,902,051	2,899,985
OTHER PROGRAMS	-	97	-	-	-	-
HUMAN SERVICES TRANSPORTATION						
PUBLIC TRANSPORTATION						
REVENUE SHARING						
COUNTY ROAD AID	927,580	990,657	745,855	1,096,609	1,411,167	1,310,390
ENERGY RECOVERY						
MUNICIPAL	31,346	54,593	192,502	67,506	-	246,400
RURAL SECONDARY	945,617	891,643	837,854	1,439,163	1,758,524	1,505,786
COMM OFF						
VEHICLE REGULATION						
TRANSFERS TO CAPITAL CONSTRUCTION						
COUNTY TOTAL FY16	6,043,806	7,979,224	15,851,464	18,937,172	13,078,935	18,648,128
5 YEAR TOTAL FROM FY 2011 - 2015	49,578,693	44,861,635	45,870,870	62,551,182	54,127,745	95,116,253

**COMMONWEALTH OF KENTUCKY TRANSPORTATION CABINET
EXPENSES BY COUNTY (NOTE 3)
GENERAL, CAPITAL PROJECTS, ROAD, FEDERAL, AGENCY,
AND OTHER EXPENDABLE TRUST FUNDS
JULY 1, 2015 TO JUNE 30, 2016**

	NICHOLAS	OHIO	OLDHAM	OWEN	OWSLEY	PENDLETON
GENERAL ADMINISTRATION AND SUPPORT	487	573	-	-	827	990
AVIATION						
AIR TRANSPORTATION	-	40,780	-	-	-	26,445
CAPITAL CITY AIRPORT						
CAPITAL CONSTRUCTION	12,500	8,158	55,254	1,080	2,373	33,605
DEBT SERVICE						
HIGHWAYS						
STATE FUNDED PROGRAMS	339,752	934,037	5,298,182	1,060,369	14,022,687	880,969
FEDERAL	4,013,680	708,194	8,080,123	81,770	4,031,836	568,309
BONDED	-	-	459,022	-	1,000	-
MAINT	911,786	2,912,201	2,911,295	4,149,232	1,395,474	2,427,578
OTHER PROGRAMS	32,051	2,806	86,587	-	-	-
HUMAN SERVICES TRANSPORTATION						
PUBLIC TRANSPORTATION						
REVENUE SHARING						
COUNTY ROAD AID	657,123	1,566,502	697,152	1,205,392	670,551	998,968
ENERGY RECOVERY		1,986.45				
MUNICIPAL	-	75,307	28,614	-	-	-
RURAL SECONDARY	712,449	1,466,015	767,629	1,135,679	523,862	1,270,113
COMM OFF						
VEHICLE REGULATION						
TRANSFERS TO CAPITAL CONSTRUCTION						
COUNTY TOTAL FY16	6,679,829	7,716,559	18,383,857	7,633,522	20,648,610	6,206,977
5 YEAR TOTAL FROM FY 2011 - 2015	20,284,565	48,523,550	53,424,153	33,629,689	26,808,607	39,786,114

**COMMONWEALTH OF KENTUCKY TRANSPORTATION CABINET
EXPENSES BY COUNTY (NOTE 3)
GENERAL, CAPITAL PROJECTS, ROAD, FEDERAL, AGENCY,
AND OTHER EXPENDABLE TRUST FUNDS
JULY 1, 2015 TO JUNE 30, 2016**

	PERRY	PIKE	POWELL	PULASKI	ROBERTSON	ROCKCASTLE
GENERAL ADMINISTRATION AND SUPPORT	2,196	20,475	1,433	9,970	-	479
AVIATION						
AIR TRANSPORTATION	43,557	389,924	10,653	48,813	-	-
CAPITAL CITY AIRPORT						
CAPITAL CONSTRUCTION	72,558	30,498	18,963	10,534	0.00	20,695
DEBT SERVICE						
HIGHWAYS						
STATE FUNDED PROGRAMS	4,036,641	14,071,742	1,224,354	9,162,945	618,236	397,714
FEDERAL	12,027,552	42,504,177	251,096	1,771,028	3,439	4,749,948
BONDED	96,708	1,468,565	-	-	-	-
MAINT	3,526,961	6,912,594	3,781,178	4,850,386	716,508	2,520,374
OTHER PROGRAMS	-	346,171	-	297,974	-	-
HUMAN SERVICES TRANSPORTATION						
PUBLIC TRANSPORTATION						
REVENUE SHARING						
COUNTY ROAD AID	1,762,339	2,427,858	757,229	2,200,070	427,324	1,026,127
ENERGY RECOVERY		394.57		353,102.42		
MUNICIPAL	87,570	-	53,710	285,817	-	4,442
RURAL SECONDARY COMM OFF	1,260,086	2,831,939	650,154	2,379,487	788,551	1,313,864
VEHICLE REGULATION						
TRANSFERS TO CAPITAL CONSTRUCTION						
COUNTY TOTAL FY16	22,916,168	71,004,337	6,748,771	21,370,126	2,554,058	10,033,643
5 YEAR TOTAL FROM FY 2011 - 2015	101,029,667	386,517,465	39,360,731	110,842,839	13,229,226	74,349,696

**COMMONWEALTH OF KENTUCKY TRANSPORTATION CABINET
EXPENSES BY COUNTY (NOTE 3)
GENERAL, CAPITAL PROJECTS, ROAD, FEDERAL, AGENCY,
AND OTHER EXPENDABLE TRUST FUNDS
JULY 1, 2015 TO JUNE 30, 2016**

	ROWAN	RUSSELL	SCOTT	SHELBY	SIMPSON	SPENCER
GENERAL ADMINISTRATION AND SUPPORT	44	459	2,508	451	625	426
AVIATION						
AIR TRANSPORTATION	294,758	341,587	188,702	-	-	-
CAPITAL CITY AIRPORT						
CAPITAL CONSTRUCTION	37,877	77,229	26,143	23,061	21,572	21,467
DEBT SERVICE						
HIGHWAYS						
STATE FUNDED PROGRAMS	8,313,903	6,922,667	2,015,741	531,268	1,230,126	1,571,551
FEDERAL	4,999,642	254,200	9,656,277	7,786,668	4,697,412	4,580,322
BONDED	1,608,290	219,689	32,081	1,605,295	-	98,440
MAINT	3,435,343	1,972,247	3,336,755	4,935,691	2,636,294	1,311,042
OTHER PROGRAMS	98,841	-	-	27,426	-	60,192
HUMAN SERVICES TRANSPORTATION						
PUBLIC TRANSPORTATION						
REVENUE SHARING						
COUNTY ROAD AID	1,011,412	1,003,456	913,946	1,140,515	806,572	837,515
ENERGY RECOVERY						
MUNICIPAL	234,520	83,229	577,794	-	165,236	-
RURAL SECONDARY	1,082,329	985,313	900,169	1,097,083	1,224,398	1,184,715
COMM OFF						
VEHICLE REGULATION						
TRANSFERS TO CAPITAL CONSTRUCTION						
COUNTY TOTAL FY16	21,116,959	11,860,077	17,650,117	17,147,459	10,782,235	9,665,670
5 YEAR TOTAL FROM FY 2011 - 2015	56,883,980	38,630,082	102,939,771	124,256,880	48,446,810	26,748,830

**COMMONWEALTH OF KENTUCKY TRANSPORTATION CABINET
EXPENSES BY COUNTY (NOTE 3)
GENERAL, CAPITAL PROJECTS, ROAD, FEDERAL, AGENCY,
AND OTHER EXPENDABLE TRUST FUNDS
JULY 1, 2015 TO JUNE 30, 2016**

	TAYLOR	TODD	TRIGG	TRIMBLE	UNION	WARREN
GENERAL ADMINISTRATION AND SUPPORT	556	8,645	6,941	-	411	3,461
AVIATION						
AIR TRANSPORTATION	343,958	-	-	-	18,749	31,919
CAPITAL CITY AIRPORT						
CAPITAL CONSTRUCTION	10,802	1,317	40,577	3,041	3,057	10,892
DEBT SERVICE						
HIGHWAYS						
STATE FUNDED PROGRAMS	674,321	1,032,415	5,136,846	490,308	6,735,570	10,628,750
FEDERAL	3,134,357	205,335	14,052,317	860,011	177,017	16,516,011
BONDED	-	-	61,686,188	-	20,185	(123,478)
MAINT	1,671,304	1,813,766	2,321,281	1,488,624	5,803,750	6,354,623
OTHER PROGRAMS	-	-	-	109,894	-	67,199
HUMAN SERVICES TRANSPORTATION						
PUBLIC TRANSPORTATION						
REVENUE SHARING						
COUNTY ROAD AID	993,970	1,038,680	1,357,902	657,881	979,547	1,708,465
ENERGY RECOVERY						
MUNICIPAL	178,993	-	-	-	-	-
RURAL SECONDARY	1,027,091	820,401	1,772,325	598,031	1,174,550	2,986,515
COMM OFF						
VEHICLE REGULATION						
TRANSFERS TO CAPITAL CONSTRUCTION						
COUNTY TOTAL FY16	8,035,353	4,920,560	86,374,378	4,207,790	14,912,835	38,184,356
5 YEAR TOTAL FROM FY 2011 - 2015	35,841,485	28,559,898	125,115,552	78,603,065	35,041,712	179,292,961

**COMMONWEALTH OF KENTUCKY TRANSPORTATION CABINET
EXPENSES BY COUNTY (NOTE 3)
GENERAL, CAPITAL PROJECTS, ROAD, FEDERAL, AGENCY,
AND OTHER EXPENDABLE TRUST FUNDS
JULY 1, 2015 TO JUNE 30, 2016**

	WASHINGTON	WAYNE	WEBSTER	WHITLEY
GENERAL ADMINISTRATION AND SUPPORT	863	497	1,309	9,754
AVIATION				
AIR TRANSPORTATION	107,436	-	-	127,632
CAPITAL CITY AIRPORT				
CAPITAL CONSTRUCTION	2,057	2,645	40,568	769,043
DEBT SERVICE				
HIGHWAYS				
STATE FUNDED PROGRAMS	998,572	5,751,957	1,407,778	4,335,199
FEDERAL	52,620	67,915	10,110,190	801,616
BONDED	-	260,165	4,188	472,307
MAINT	1,337,706	1,869,829	1,760,240	5,336,929
OTHER PROGRAMS	-	-	-	395
HUMAN SERVICES TRANSPORTATION				
PUBLIC TRANSPORTATION				
REVENUE SHARING				
COUNTY ROAD AID	904,560	1,369,788	989,695	1,556,980
ENERGY RECOVERY				
MUNICIPAL	53,866	-	4,245	122,550
RURAL SECONDARY	1,077,006	1,398,507	844,325	1,665,399
COMM OFF				
VEHICLE REGULATION				
TRANSFERS TO CAPITAL CONSTRUCTION				
COUNTY TOTAL FY16	4,534,686	10,721,303	15,162,538	15,197,805
5 YEAR TOTAL FROM FY 2011 - 2015	52,531,021	32,539,374	34,087,300	69,238,280

**COMMONWEALTH OF KENTUCKY TRANSPORTATION CABINET
EXPENSES BY COUNTY (NOTE 3)
GENERAL, CAPITAL PROJECTS, ROAD, FEDERAL, AGENCY,
AND OTHER EXPENDABLE TRUST FUNDS
JULY 1, 2015 TO JUNE 30, 2016**

	WOLFE	WOODFORD	STATEWIDE	TOTAL
GENERAL ADMINISTRATION AND SUPPORT	1,023	4,032	68,412,612	69,178,876
AVIATION				
AIR TRANSPORTATION	-	-	3,062,179	10,721,468
CAPITAL CITY AIRPORT			2,216,259	2,216,259
CAPITAL CONSTRUCTION	100,119	5,813	(361,777)	8,313,123
DEBT SERVICE			150,045,550	150,045,550
HIGHWAYS				
STATE FUNDED PROGRAMS	5,135,954	1,250,754	14,236,817	489,193,669
FEDERAL	206,052	77,938	100,723,496	767,132,736
BONDED	-	5,417	99,884	392,466,611
MAINT	2,269,520	2,768,836	36,894,625	375,000,770
OTHER PROGRAMS	-	420	125,980,849	132,383,386
HUMAN SERVICES TRANSPORTATION			106,390,459	106,390,459
PUBLIC TRANSPORTATION			30,500,675	30,500,675
REVENUE SHARING				
COUNTY ROAD AID	832,527	653,556	1,344,950	130,553,352
ENERGY RECOVERY			172,000	568,015
MUNICIPAL	8,667	314,730	40,436,177	53,632,291
RURAL SECONDARY	613,736	1,061,774	4,001,469	143,742,648
COMM OFF			485,776	485,776
VEHICLE REGULATION			39,815,303	39,815,303
TRANSFERS TO CAPITAL CONSTRUCTION			19,688,000	19,688,000
COUNTY TOTAL FY16	<u>9,167,598</u>	<u>6,143,270</u>	744,145,304	2,922,028,967
5 YEAR TOTAL FROM FY 2011 - 2015	59,833,379	57,423,628		
			13,185,243	13,185,243
			410,500	410,500
			262,500	262,500
			3,720,500	3,720,500
			96,845,800	96,845,800
			249,943	249,943
			<u>114,674,486</u>	<u>3,036,703,453</u>

**COMMONWEALTH OF KENTUCKY TRANSPORTATION CABINET
CONTINUED APPROPRIATIONS WORKSHEET (NOTE 4)
GENERAL FUND
JUNE 30, 2016**

TOTAL CARRIED FORWARD

PUBLIC TRANSPORTATION

EA51 MULTIMODAL SYSTEMS PLANNING	19
EA52 MASS TRANSPORTATION CONST	125,169
TOTAL PUBLIC TRANSPORTATION	125,188
TOTAL PUBLIC TRANSPORTATION	125,188
TOTAL GENERAL FUND FY 16	125,188

**COMMONWEALTH OF KENTUCKY TRANSPORTATION CABINET
CONTINUED APPROPRIATIONS WORKSHEET (NOTE 4)
ROAD FUND
JUNE 30, 2016**

	TOTAL CARRIED FORWARD
AIR DEVELOPMENT	
BC53 AVIATION ECONOMIC DEVEL	
BC54 FEDERAL PROJECT MATCH	
BC61 AVIATION ECON DEV BOND	10
TOTAL AIR DEVELOPMENT	10
REVENUE SHARING	
COUNTY ROAD AID	
CA01 COUNTY ROAD AID-COUNTIES	744,959
CA03 COUNTY ROAD AID-COOP EMER	1,857,868
CA08 COUNTY ROAD AID-COOP UNDIS	14,148,024
TOTAL COUNTY ROAD AID	16,750,851
RURAL SECONDARY	
CB01 RS-EMERGENCY	23,343,377
CB05 RS-UNDISTRIBUTED	20,940,148
CB06 RS-CONSTRUCTION	49,656,631
CB07 RS-ADMINISTRATION	557,768
TOTAL RURAL SECONDARY	94,497,924
MUNICIPAL AID	
CC01 MUNICIPAL AID-COUNTIES	(253,832)
CC02 MUNICIPAL AID-COOP'S	217,139
CC03 MUNICIPAL AID-COOP EMER	198,497
CC08 MUNICIPAL AID- COOP UNDIS	6,889,141
TOTAL MUNICIPAL AID	7,050,945
ENERGY RECOVERY	
CD01 ENERGY RECOVERY	846,960
TOTAL ENERGY RECOVERY	846,960
TOTAL REVENUE SHARING	119,146,680

**COMMONWEALTH OF KENTUCKY TRANSPORTATION CABINET
CONTINUED APPROPRIATIONS WORKSHEET (NOTE 4)
ROAD FUND
JUNE 30, 2016**

TOTAL CARRIED FORWARD

HIGHWAYS

RESEARCH

FA01 RESEARCH	2,027,626
TOTAL RESEARCH	2,027,626

CONSTRUCTION

FD04 CONSTRUCTION	(117,560,613)
FD05 STATEWIDE RESURF	46,731,768
FD07 ECONOMIC DEV ACCESS (INDUSTRIAL)	5,392,295
FD11 CONTINGENCY	25,300,000
FD12 SHORT LINE RAILROAD ASST FUND	2,952,922
FD39 SEC EMER/DISCR FUND	19,065,286
FD51 FHWA - SPEC PROJECTS	(1,277,147)
FD52 FEDERAL AID PROJECTS	185,837,551
FD54 LOUISVILLE BRIDGE PROJECT	(11,757,899)
FDZZ INCIDENTAL JUDGEMENTS	(185,000)
TOTAL CONSTRUCTION	154,499,163

MAINTENANCE

FE01 MAINTENANCE	(15,932,295)
FE02 BRIDGE MAINTENANCE	13,674,486
FE03 MAINTENANCE REVOLVING	(154,861)
FE04 TRAFFIC	1,844,039
FE06 MAINT CAPITAL IMPROV	1,039,178
FE07 REST AREA MAINTENANCE	(470,480)
TOTAL MAINTENANCE	67

TOTAL HIGHWAYS	156,526,856
----------------	-------------

TOTAL ROAD FUND FY 16	275,673,546
-----------------------	-------------

**COMMONWEALTH OF KENTUCKY TRANSPORTATION CABINET
CONTINUED APPROPRIATIONS WORKSHEET (NOTE 4)
FEDERAL FUND
JUNE 30, 2016**

TOTAL CARRIED FORWARD

PUBLIC TRANSPORTATION

EA52 MASS TRANS CONST	15,954,645
TOTAL PUBLIC TRANSPORTATION	15,954,645

AIR DEVELOPMENT

BC02 AIRPORT INSPECTIONS	40,425
BC62 GENERAL AVIATION FEDERAL GRANTS	1,097,304
TOTAL AIR DEVELOPMENT	1,137,729

HIGHWAYS

RESEARCH	
FA01 RESEARCH	260,720
TOTAL RESEARCH	260,720

CONSTRUCTION

FD51 FHWA SPECIAL PROGRAMS	(9,406,642)
FD52 FEDERAL AID PROJECTS	396,754,696
FD52 FEDERAL AID PROJECTS ARRA	8,009,184
FD53 GARVEE BOND DEBT SERV	228,092,695
FD54 LOUISVILLE BRIDGE PROJECT	(69,380,227)
TOTAL CONSTRUCTION	554,069,706

TOTAL FEDERAL FUND FY 16	571,422,800
--------------------------	-------------

**COMMONWEALTH OF KENTUCKY TRANSPORTATION CABINET
CONTINUED APPROPRIATIONS WORKSHEET (NOTE 4)
AGENCY FUND
JUNE 30, 2016**

TOTAL CARRIED FORWARD

AIR TRANSPORTATION

AIR DEVELOPMENT

BC53 AVIATION ECON DEVEL	13,229,686
BC54 FEDERAL PROJECT MATCH	1,558,991
TOTAL AIR DEVELOPMENT	14,788,677

EQUIPMENT SERVICES

FK01 EQUIPMENT OPERATIONS	402,032
FK03 EQUIPMENT PURCHASES	5,041,972
TOTAL EQUIPMENT SERVICES	5,444,004

BOND CONSTRUCTION

ED BONDS SERIES

JL03 2009 GA AUTH ED BONDS SERIES	46,742,293
JL04 2010 GA AUTH ED BONDS SERIES	130,209,029
JP01 2008 GA AUTH ED BRAC BONDS	73,001
JP02 2010 GA AUTH ED BRAC BONDS	29,029,042
TOTAL ED BOND CONSTRUCTION	206,053,365

GARVEE BOND

JR01 2010 GA AUTH WEST KY BRIDGES PROJ	52,856,719
JR02 2015 SERIES A GA AUTH W. KY BRDG PROJ	92,404,579
JS01 LSIORB TIFIA LOAN	2,540,696
JZ01 2008 LOU. BRIDGE PROJ	10,163,071
TOTAL GARVEE BOND	157,965,065

TOTAL BOND CONSTRUCTION	364,018,430
-------------------------	-------------

TOTAL HIGHWAYS	369,462,434
----------------	-------------

VEHICLE REGULATION

VEHICLE REGULATION

GA17 COMM DRIVERS LIC	362,652
GA25 REFLECTORIZED LICENSE PLATE	290,627
TOTAL VEHICLE REGULATION	653,279

TOTAL AGENCY FUND FY 16	384,904,390
-------------------------	-------------

COMMONWEALTH OF KENTUCKY TRANSPORTATION CABINET
NOTES TO FINANCIAL STATEMENT
JUNE 30, 2016

NOTE 1 NOTES TO THE SCHEDULE OF HISTORICAL AVAILABLE ROAD FUND
REVENUES, EXPENSES, AND PAYMENT OF LEASE RENTALS

- (a) This schedule displays detailed information relating to the Commonwealth of Kentucky's Road Fund that can be used to calculate the coverage of available revenues compared to lease rental payments. Total Available Road Fund Revenues represent total revenues available to the Road Fund exclusive of taxes, fees, and miscellaneous revenues that are dedicated for other uses and not available to make lease rental payments to the Kentucky Turnpike Authority or the State Property and Buildings Commission. Operating and Maintenance Expenses include certain non-construction maintenance, operating, regulatory, and administrative expenses related to the Kentucky Transportation Cabinet's operations. Net Available Road Fund Revenues represent Total Available Revenues less Operating and Maintenance Expenses.
- (b) The Kentucky motor fuel tax rates are set by statute and are subject to quarterly adjustments based on changes in the average wholesale price of fuel. Amounts reported are net of motor fuel tax receipts statutorily dedicated for use on county, rural secondary and municipal roads and not available for lease rental payments.
- (c) The Kentucky motor vehicle usage tax is imposed on the sale or transfer of new or used motor vehicles at the rate of 6 percent of the vehicle's value. The 2013 General Assembly enacted legislation to make permanent a trade-in allowance for new vehicles in the Commonwealth for buyers who trade a used vehicle towards the purchase of a new vehicle. The purchaser pays the Motor Vehicle Usage Tax based on the value of the new vehicle in excess of the value of the trade-in vehicle. The trade-in allowance was effective July 1, 2014 and it reduced Road Fund receipts available to pay lease rentals by about \$45,790,000 in Fiscal Year 2015 and by about \$46,540,000 in Fiscal Year 2016.
- (d) This category consists of primarily of general fees to the public, which includes the sale of maps, road plans, driver history records, and various other miscellaneous sales to the general public. Motor vehicle titling fees and one-time sale proceeds from Cabinet assets also contribute significantly to the category.
- (e) The Kentucky General Assembly routinely appropriates Road Fund revenues to agencies outside of the Transportation Cabinet to fund the costs of enforcement of traffic laws, the collection of Road Fund tax revenues, and other administrative support functions related to the Cabinet.
- (f) Lease Rentals paid by the Transportation Cabinet to the Kentucky Turnpike Authority include amounts representing the following: principal and interest requirements on Kentucky Turnpike Authority Bonds, net of Debt Service Reserve Fund investment earnings and amounts required by the Turnpike Authority for administrative and other expenses; and any amounts to be transferred into the Redemption Account from the Debt Service Reserve Fund. Amounts paid to the State Property and Building Commission include principal and interest requirements on bonds issued to finance the construction of the Transportation Cabinet office building, bonds issued to finance the development of a new vehicle registration system, bonds issued to finance the expansion of a runway at the Blue Grass Airport in Lexington, KY and bonds issued to finance a new C-1 Garage in Frankfort, KY.
- (g) Gross Coverage equals Total Available Road Fund Revenues divided by Total Lease Rentals. Net Coverage equals Net Available Road Fund Revenues divided by Total Lease Rentals.

COMMONWEALTH OF KENTUCKY TRANSPORTATION CABINET
NOTES TO FINANCIAL STATEMENT
JUNE 30, 2016

NOTE 2 EXPENSES BY OBJECT WITHIN PROGRAM

The schedule of Expenses by Object Within Program displays the expenses incurred during the year ended June 30, 2016 by each unit by operating fund and by major object grouping.

Major object groupings are described as follows:

Personnel Costs represents salaries and wages paid to employees for regular and excess hours worked, the value of compensatory time earned by employees not covered by the federal overtime laws, employer payroll contributions for FICA, and health and life insurances. Also included in Personnel Costs for each operating account is an additive to salary and wages for the value of leave time earned by employees. As leave time is earned, the value is charged to the operating account of the employee with an offsetting credit recorded to a leave earning account which is charged when the leave time is used. This is a cost allocation method used by the Cabinet to distribute the cost of employee leave to budget units and highway projects as salary and wages are charged to those units.

Personal Service Contracts reflect amounts paid to outside vendors for professional services such as legal, architectural, engineering, appraisal, and auditing.

Operating Expenses report payment of utilities, rental of equipment, various miscellaneous services, employee travel, as well as general office expenses.

Grants and Benefits are payments made by the cabinet to include local airport boards, public transit agencies, and local government.

Debt Service generally represents amounts transferred to the Debt Service Fund for various highways constructed with bond funds.

Capital Outlay expenses are used for acquisition of capital assets other than buildings and highway infrastructure.

Capital Construction costs are associated with the acquisition or construction of buildings and highway infrastructure. These costs include acquisition of land and right-of-way and construction related costs and include amounts paid to vendors and charges made by state employees.

Materials expenses are principally commodities acquired by the Cabinet for the maintenance and construction of highways and bridges.

COMMONWEALTH OF KENTUCKY TRANSPORTATION CABINET
NOTES TO FINANCIAL STATEMENT
JUNE 30, 2016

NOTE 3 EXPENSES BY COUNTY

The schedule of Expenses by County displays the expenses allocated to particular counties by the major programmatic units of the Cabinet. Expenses allocated to the statewide classification represent certain administration functions in central and district offices as well as certain program costs, which are not allocable to particular counties. Statewide expenses of the County Road Aid and Municipal Road Aid programs represent amounts distributed to counties and cities that do not participate in the cooperative program with the Cabinet.

NOTE 4 CONTINUED APPROPRIATIONS

The unobligated portion of allotment balances forwarded to Fiscal Year 2016 includes the available balance in statutorily dedicated accounts and budgeted funds that have been authorized and obligated for highway related projects but not expended. Also included, funding for various roadways and building construction projects and other related commitments, as well as funds obligated for certain contractual obligations.

NOTE 5 DIFFERENCES DUE TO ROUNDING

The totals in the Supplementary Schedules may differ from equivalent totals in the financial statements due to rounding.